



## INTERNATIONAL APPLICATION PUBLISHED UNDER THE PATENT COOPERATION TREATY (PCT)

<p>(51) International Patent Classification <sup>7</sup> : C07D 333/38, 409/12, 333/48, 207/40, 405/12, 401/12, 403/12, A61K 31/40, 31/34, 31/38, 31/44</p>	A1	<p>(11) International Publication Number: <b>WO 00/55152</b></p> <p>(43) International Publication Date: 21 September 2000 (21.09.00)</p>
<p>(21) International Application Number: PCT/US00/02008</p> <p>(22) International Filing Date: 31 January 2000 (31.01.00)</p> <p>(30) Priority Data: 60/124,147 12 March 1999 (12.03.99) US</p> <p>(71) Applicant: BOEHRINGER INGELHEIM PHARMACEUTICALS, INC. [US/US]; 900 Ridgebury Road, Ridgefield, CT 06877 (US).</p> <p>(72) Inventors: CIRILLO, Pier, F.; 180 Washington Road, Woodbury, CT 06798 (US). HICKEY, Eugene, R.; 5 Woodbury Drive, Danbury, CT 06811 (US). REGAN, John, R.; 287 Rockingstone Avenue, Larchmont, NY 10538 (US).</p> <p>(74) Agents: RAYMOND, Robert et al.; Boehringer Ingelheim Pharmaceuticals, Inc., 900 Ridgebury Road, P.O. Box 368, Ridgefield, CT 06877 (US).</p>		<p>(81) Designated States: CA, JP, MX, European patent (AT, BE, CH, CY, DE, DK, ES, FI, FR, GB, GR, IE, IT, LU, MC, NL, PT, SE).</p> <p><b>Published</b> <i>With international search report.</i></p>
<p>(54) Title: AROMATIC HETEROCYCLIC COMPOUNDS AS ANTI-INFLAMMATORY AGENTS</p>		
$\text{Ar}_1-\text{N}(\text{H})-\text{C}(=\text{X})-\text{N}(\text{H})-\text{Ar}_2-\text{L}-\text{Q} \quad (\text{I})$		
<p>(57) Abstract</p> <p>Disclosed are novel aromatic heterocyclic compounds of formula (I) wherein Ar<sub>1</sub>, Ar<sub>2</sub>, L, Q and X are described herein. The compounds are useful in pharmaceutical compositions for treating diseases or pathological conditions. Also disclosed are processes of making such compounds.</p>		

**FOR THE PURPOSES OF INFORMATION ONLY**

Codes used to identify States party to the PCT on the front pages of pamphlets publishing international applications under the PCT.

AL	Albania	ES	Spain	LS	Lesotho	SI	Slovenia
AM	Armenia	FI	Finland	LT	Lithuania	SK	Slovakia
AT	Austria	FR	France	LU	Luxembourg	SN	Senegal
AU	Australia	GA	Gabon	LV	Latvia	SZ	Swaziland
AZ	Azerbaijan	GB	United Kingdom	MC	Monaco	TD	Chad
BA	Bosnia and Herzegovina	GE	Georgia	MD	Republic of Moldova	TG	Togo
BB	Barbados	GH	Ghana	MG	Madagascar	TJ	Tajikistan
BE	Belgium	GN	Guinea	MK	The former Yugoslav Republic of Macedonia	TM	Turkmenistan
BF	Burkina Faso	GR	Greece	ML	Mali	TR	Turkey
BG	Bulgaria	HU	Hungary	MN	Mongolia	TT	Trinidad and Tobago
BJ	Benin	IE	Ireland	MR	Mauritania	UA	Ukraine
BR	Brazil	IL	Israel	MW	Malawi	UG	Uganda
BY	Belarus	IS	Iceland	MX	Mexico	US	United States of America
CA	Canada	IT	Italy	NE	Niger	UZ	Uzbekistan
CF	Central African Republic	JP	Japan	NL	Netherlands	VN	Viet Nam
CG	Congo	KE	Kenya	NO	Norway	YU	Yugoslavia
CH	Switzerland	KG	Kyrgyzstan	NZ	New Zealand	ZW	Zimbabwe
CI	Côte d'Ivoire	KP	Democratic People's Republic of Korea	PL	Poland		
CM	Cameroon	KR	Republic of Korea	PT	Portugal		
CN	China	KZ	Kazakstan	RO	Romania		
CU	Cuba	LC	Saint Lucia	RU	Russian Federation		
CZ	Czech Republic	LI	Liechtenstein	SD	Sudan		
DE	Germany	LK	Sri Lanka	SE	Sweden		
DK	Denmark	LR	Liberia	SG	Singapore		
EE	Estonia						

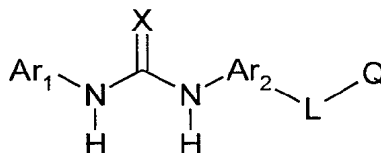
## Aromatic Heterocyclic Compounds as Anti-inflammatory Agents

### RELATED APPLICATIONS

- 5 This application claims priority to US Provisional Application serial number 60/124,147 filed March 12, 1999.

### TECHNICAL FIELD OF THE INVENTION

- 10 This invention relates to novel aromatic heterocyclic compounds of formula (I):



- 15 wherein Ar<sub>1</sub>, Ar<sub>2</sub>, X, L and Q are defined below, which inhibit production of cytokines involved in inflammatory processes and are thus useful for treating diseases and pathological conditions involving inflammation such as chronic inflammatory disease. This invention also relates to processes for preparing these compounds and to pharmaceutical compositions comprising these compounds.

20

### BACKGROUND OF THE INVENTION

- 25 Tumor necrosis factor (TNF) and interleukin-1 (IL-1) are important biological entities collectively referred to as proinflammatory cytokines. These, along with several other related molecules, mediate the inflammatory response associated with

the immunological recognition of infectious agents. The inflammatory response plays an important role in limiting and controlling pathogenic infections.

Elevated levels of proinflammatory cytokines are also associated with a number of  
5 diseases of autoimmunity such as toxic shock syndrome, rheumatoid arthritis, osteoarthritis, diabetes and inflammatory bowel disease (Dinarello, C.A., *et al.*, 1984, *Rev. Infect. Disease* 6:51). In these diseases, chronic elevation of inflammation exacerbates or causes much of the pathophysiology observed. For example, rheumatoid synovial tissue becomes invaded with inflammatory cells that  
10 result in destruction to cartilage and bone (Koch, A.E., *et al.*, 1995, *J. Invest. Med.* 43: 28-38). An important and accepted therapeutic approach for potential drug intervention in these diseases is the reduction of proinflammatory cytokines such as TNF (also referred to in its secreted cell-free form termed TNF $\alpha$ ) and IL-1 $\beta$ . A number of anti-cytokine therapies are currently in clinical trials. Efficacy has been  
15 demonstrated with a monoclonal antibody directed against TNF $\alpha$  in a number of autoimmune diseases (Heath, P., "CDP571: An Engineered Human IgG4 Anti-TNF $\alpha$  Antibody" IBC Meeting on Cytokine Antagonists, Philadelphia, PA, April 24-5, 1997). These include the treatment of rheumatoid arthritis, Crohn's disease and ulcerative colitis (Rankin, E.C.C., *et al.*, 1997, *British J. Rheum.* 35: 334-342  
20 and Stack, W.A., *et al.*, 1997, *Lancet* 349: 521-524). The monoclonal antibody is thought to function by binding to both soluble TNF $\alpha$  and to membrane bound TNF.

A soluble TNF $\alpha$  receptor has been engineered that interacts with TNF $\alpha$ . The approach is similar to that described above for the monoclonal antibodies directed  
25 against TNF $\alpha$ ; both agents bind to soluble TNF $\alpha$ , thus reducing its concentration. One version of this construct, called Enbrel (Immunex, Seattle, WA) recently demonstrated efficacy in a Phase III clinical trial for the treatment of rheumatoid arthritis (Brower *et al.*, 1997, *Nature Biotechnology* 15: 1240). Another version of the TNF $\alpha$  receptor, Ro 45-2081 (Hoffman-LaRoche Inc., Nutley, NJ) has  
30 demonstrated efficacy in various animal models of allergic lung inflammation and acute lung injury. Ro 45-2081 is a recombinant chimeric molecule constructed from the soluble 55 kDa human TNF receptor fused to the hinge region of the heavy

chain IgG1 gene and expressed in eukaryotic cells (Renzetti, *et al.*, 1997, *Inflamm. Res.* 46: S143).

IL-1 has been implicated as an immunological effector molecule in a large number  
5 of disease processes. IL-1 receptor antagonist (IL-1ra) had been examined in human  
clinical trials. Efficacy has been demonstrated for the treatment of rheumatoid  
arthritis (Anril, Amgen). In a phase III human clinical trial IL-1ra reduced the  
mortality rate in patients with septic shock syndrome (Dinarello, 1995, *Nutrition*  
11, 492). Osteoarthritis is a slow progressive disease characterized by destruction  
10 of the articular cartilage. IL-1 is detected in synovial fluid and in the cartilage  
matrix of osteoarthritic joints. Antagonists of IL-1 have been shown to diminish the  
degradation of cartilage matrix components in a variety of experimental models of  
arthritis (Chevalier, 1997, *Biomed Pharmacother.* 51, 58). Nitric oxide (NO) is a  
mediator of cardiovascular homeostasis, neurotransmission and immune function;  
15 recently it has been shown to have important effects in the modulation of bone  
remodeling. Cytokines such as IL-1 and TNF are potent stimulators of NO  
production. NO is an important regulatory molecule in bone with effects on cells of  
the osteoblast and osteoclast lineage (Evans, *et al.*, 1996, *J Bone Miner Res.* 11,  
300). The promotion of beta-cell destruction leading to insulin dependent diabetes  
20 mellitus shows dependence on IL-1. Some of this damage may be mediated through  
other effectors such as prostaglandins and thromboxanes. IL-1 can effect this  
process by controlling the level of both cyclooxygenase II and inducible nitric oxide  
synthetase expression (McDaniel *et al.*, 1996, *Proc Soc Exp Biol Med.* 211, 24).

25 Inhibitors of cytokine production are expected to block inducible cyclooxygenase  
(COX-2) expression. COX-2 expression has been shown to be increased by  
cytokines and it is believed to be the isoform of cyclooxygenase responsible for  
inflammation (M.K. O'Banion *et al.*, *Proc. Natl. Acad. Sci. U.S.A.*, 1992, 89,  
4888.) Accordingly, inhibitors of cytokines such as IL-1 would be expected to  
30 exhibit efficacy against those disorders currently treated with COX inhibitors such  
as the familiar NSAIDs. These disorders include acute and chronic pain as well as  
symptoms of inflammation and cardiovascular disease.

Elevation of several cytokines have been demonstrated during active inflammatory bowel disease (IBD). A mucosal imbalance of intestinal IL-1 and IL-1ra is present in patients with IBD. Insufficient production of endogenous IL-1ra may contribute to the pathogenesis of IBD (Cominelli, *et al.*, 1996, *Aliment Pharmacol Ther.* 10, 49). Alzheimer disease is characterized by the presence of beta-amyloid protein deposits, neurofibrillary tangles and cholinergic dysfunction throughout the hippocampal region. The structural and metabolic damage found in Alzheimer disease is possibly due to a sustained elevation of IL-1 (Holden, *et al.*, 1995, *Med Hypotheses* 45, 559). A role for IL-1 in the pathogenesis of human immunodeficiency virus (HIV) has been identified. IL-1ra showed a clear relationship to acute inflammatory events as well as to the different disease stages in the pathophysiology of HIV infection (Kreuzer, *et al.*, 1997, *Clin Exp Immunol.* 109, 54). IL-1 and TNF are both involved in periodontal disease. The destructive process associated with periodontal disease may be due to a dysregulation of both IL-1 and TNF (Howells, 1995, *Oral Dis.* 1, 266).

Proinflammatory cytokines such as TNF $\alpha$  and IL-1 $\beta$  are also important mediators of septic shock and associated cardiopulmonary dysfunction, acute respiratory distress syndrome (ARDS) and multiple organ failure. TNF $\alpha$  has also been implicated in cachexia and muscle degradation, associated with HIV infection (Lahdiverta *et al.*, 1988, *Amer. J. Med.*, 85, 289). Obesity is associated with an increase incidence of infection, diabetes and cardiovascular disease. Abnormalities in TNF $\alpha$  expression have been noted for each of the above conditions (Loffreda, *et al.*, 1998, *FASEB J.* 12, 57). It has been proposed that elevated levels of TNF $\alpha$  are involved in other eating related disorders such as anorexia and bulimia nervosa. Pathophysiological parallels are drawn between anorexia nervosa and cancer cachexia (Holden, *et al.*, 1996, *Med Hypotheses* 47, 423). An inhibitor of TNF $\alpha$  production, HU-211, was shown to improve the outcome of closed brain injury in an experimental model (Shohami, *et al.*, 1997, *J Neuroimmunol.* 72, 169). Atherosclerosis is known to have an inflammatory component and cytokines such as IL-1 and TNF have been suggested to promote the disease. In an animal model an IL-1 receptor antagonist

was shown to inhibit fatty streak formation (Elhage *et al.*, 1998, *Circulation*, 97, 242).

The abnormal expression of inducible nitric oxide synthetase (iNOS) has been  
5 associated with hypertension in the spontaneously hypertensive rat (Chou *et al.*,  
1998, *Hypertension*, 31, 643). IL-1 has a role in the expression of iNOS and  
therefore may also have a role in the pathogenesis of hypertension (Singh *et al.*,  
1996, *Amer. J. Hypertension*, 9, 867).

10 IL-1 has also been shown to induce uveitis in rats which could be inhibited with IL-  
1 blockers. (Xuan *et al.*, 1998, *J. Ocular Pharmacol. and Ther.*, 14, 31).  
Cytokines including IL-1, TNF and GM-CSF have been shown to stimulate  
proliferation of acute myelogenous leukemia blasts (Bruserud, 1996, *Leukemia Res.*  
20, 65). IL-1 was shown to be essential for the development of both irritant and  
15 allergic contact dermatitis. Epicutaneous sensitization can be prevented by the  
administration of an anti- IL-1 monoclonal antibody before epicutaneous application  
of an allergen (Muller, *et al.*, 1996, *Am J Contact Dermat.* 7, 177). Data obtained  
from IL-1 knock out mice indicates the critical involvement in fever for this  
cytokine (Kluger *et al.*, 1998, *Clin Exp Pharmacol Physiol.* 25, 141). A variety of  
20 cytokines including TNF, IL-1, IL-6 and IL-8 initiate the acute-phase reaction  
which is stereotyped in fever, malaise, myalgia, headaches, cellular  
hypermetabolism and multiple endocrine and enzyme responses (Beisel, 1995, *Am J*  
*Clin Nutr.* 62, 813). The production of these inflammatory cytokines rapidly  
follows trauma or pathogenic organism invasion.

25 Other proinflammatory cytokines have been correlated with a variety of disease  
states. IL-8 correlates with influx of neutrophils into sites of inflammation or  
injury. Blocking antibodies against IL-8 have demonstrated a role for IL-8 in the  
neutrophil associated tissue injury in acute inflammation (Harada *et al.*, 1996,  
30 *Molecular Medicine Today* 2, 482). Therefore, an inhibitor of IL-8 production may  
be useful in the treatment of diseases mediated predominantly by neutrophils such as  
stroke and myocardial infarction, alone or following thrombolytic therapy, thermal

injury, adult respiratory distress syndrome (ARDS), multiple organ injury secondary to trauma, acute glomerulonephritis, dermatoses with acute inflammatory components, acute purulent meningitis or other central nervous system disorders, hemodialysis, leukopherisis, granulocyte transfusion associated syndromes, and  
5 necrotizing enterocolitis.

Rhinovirus triggers the production of various proinflammatory cytokines, predominantly IL-8, which results in symptomatic illnesses such as acute rhinitis (Winther *et al.*, 1998, *Am J Rhinol.* 12, 17).

- 10 Other diseases that are effected by IL-8 include myocardial ischemia and reperfusion, inflammatory bowel disease and many others.

The proinflammatory cytokine IL-6 has been implicated with the acute phase response. IL-6 is a growth factor in a number in oncological diseases including  
15 multiple myeloma and related plasma cell dyscrasias (Treon, *et al.*, 1998, *Current Opinion in Hematology* 5: 42). It has also been shown to be an important mediator of inflammation within the central nervous system. Elevated levels of IL-6 are found in several neurological disorders including AIDS dementia complex, Alzheimer's disease, multiple sclerosis, systemic lupus erythematosus, CNS trauma  
20 and viral and bacterial meningitis (Gruol, *et al.*, 1997, *Molecular Neurobiology* 15: 307). IL-6 also plays a significant role in osteoporosis. In murine models it has been shown to effect bone resorption and to induce osteoclast activity (Ershler *et al.*, 1997, *Development and Comparative Immunol.* 21: 487). Marked cytokine differences, such as IL-6 levels, exist in vivo between osteoclasts of normal bone  
25 and bone from patients with Paget's disease (Mills, *et al.*, 1997, *Calcif Tissue Int.* 61, 16). A number of cytokines have been shown to be involved in cancer cachexia. The severity of key parameters of cachexia can be reduced by treatment with anti IL-6 antibodies or with IL-6 receptor antagonists (Strassmann, *et al.*, 1995, *Cytokins Mol Ther.* 1, 107). Several infectious diseases, such as influenza,  
30 indicate IL-6 and IFN alpha as key factors in both symptom formation and in host defense (Hayden, *et al.*, 1998, *J Clin Invest.* 101, 643). Overexpression of IL-6 has been implicated in the pathology of a number of diseases including multiple



myeloma, rheumatoid arthritis, Castleman's disease, psoriasis and post-menopausal osteoporosis (Simpson, *et al.*, 1997, *Protein Sci.* 6, 929). Compounds that interfered with the production of cytokines including IL-6, and TNF were effective in blocking a passive cutaneous anaphylaxis in mice (Scholz *et al.*, 1998, *J. Med. Chem.*, 41, 1050).

GM-CSF is another proinflammatory cytokine with relevance to a number of therapeutic diseases. It influences not only proliferation and differentiation of stem cells but also regulates several other cells involved in acute and chronic inflammation. Treatment with GM-CSF has been attempted in a number of disease states including burn-wound healing, skin-graft resolution as well as cytostatic and radiotherapy induced mucositis (Masucci, 1996, *Medical Oncology* 13: 149). GM-CSF also appears to play a role in the replication of human immunodeficiency virus (HIV) in cells of macrophage lineage with relevance to AIDS therapy (Crowe *et al.*, 1997, *Journal of Leukocyte Biology* 62, 41). Bronchial asthma is characterised by an inflammatory process in lungs. Involved cytokines include GM-CSF amongst others (Lee, 1998, *J R Coll Physicians Lond* 32, 56).

Interferon  $\gamma$  (IFN  $\gamma$ ) has been implicated in a number of diseases. It has been associated with increased collagen deposition that is a central histopathological feature of graft-versus-host disease (Parkman, 1998, *Curr Opin Hematol.* 5, 22). Following kidney transplantation, a patient was diagnosed with acute myelogenous leukemia. Retrospective analysis of peripheral blood cytokines revealed elevated levels of GM-CSF and IFN  $\gamma$ . These elevated levels coincided with a rise in peripheral blood white cell count (Burke, *et al.*, 1995, *Leuk Lymphoma.* 19, 173). The development of insulin-dependent diabetes (Type 1) can be correlated with the accumulation in pancreatic islet cells of T-cells producing IFN  $\gamma$  (Ablumunits, *et al.*, 1998, *J Autoimmun.* 11, 73). IFN  $\gamma$  along with TNF, IL-2 and IL-6 lead to the activation of most peripheral T-cells prior to the development of lesions in the central nervous system for diseases such as multiple sclerosis (MS) and AIDS dementia complex (Martino *et al.*, 1998, *Ann Neurol.* 43, 340). Atherosclerotic lesions result in arterial disease that can lead to cardiac and cerebral infarction.

Many activated immune cells are present in these lesions, mainly T-cells and macrophages. These cells produce large amounts of proinflammatory cytokines such as TNF, IL-1 and IFN  $\gamma$ . These cytokines are thought to be involved in promoting apoptosis or programmed cell death of the surrounding vascular smooth muscle cells resulting in the atherosclerotic lesions (Geng, 1997, *Heart Vessels Suppl* 12, 76). Allergic subjects produce mRNA specific for IFN  $\gamma$  following challenge with *Vesputa* venom (Bonay, *et al.*, 1997, *Clin Exp Immunol.* 109, 342). The expression of a number of cytokines, including IFN  $\gamma$  has been shown to increase following a delayed type hypersensitivity reaction thus indicating a role for IFN  $\gamma$  in atopic dermatitis (Szepietowski, *et al.*, 1997, *Br J Dermatol.* 137, 195). Histopathologic and immunohistologic studies were performed in cases of fatal cerebral malaria. Evidence for elevated IFN  $\gamma$  amongst other cytokines was observed indicating a role in this disease (Udomsangpetch *et al.*, 1997, *Am J Trop Med Hyg.* 57, 501). The importance of free radical species in the pathogenesis of various infectious diseases has been established. The nitric oxide synthesis pathway is activated in response to infection with certain viruses via the induction of proinflammatory cytokines such as IFN  $\gamma$  (Akaike, *et al.*, 1998, *Proc Soc Exp Biol Med.* 217, 64). Patients, chronically infected with hepatitis B virus (HBV) can develop cirrhosis and hepatocellular carcinoma. Viral gene expression and replication in HBV transgenic mice can be suppressed by a post-transcriptional mechanism mediated by IFN  $\gamma$ , TNF and IL-2 (Chisari, *et al.*, 1995, *Springer Semin Immunopathol.* 17, 261). IFN  $\gamma$  can selectively inhibit cytokine induced bone resorption. It appears to do this via the intermediacy of nitric oxide (NO) which is an important regulatory molecule in bone remodeling. NO may be involved as a mediator of bone disease for such diseases as: the rheumatoid arthritis, tumor associated osteolysis and postmenopausal osteoporosis (Evans, *et al.*, 1996, *J Bone Miner Res.* 11, 300). Studies with gene deficient mice have demonstrated that the IL-12 dependent production of IFN  $\gamma$  is critical in the control of early parasitic growth. Although this process is independent of nitric oxide the control of chronic infection does appear to be NO dependent (Alexander *et al.*, 1997, *Philos Trans R Soc Lond B Biol Sci* 352, 1355). NO is an important vasodilator and convincing evidence exists for its role in cardiovascular shock (Kilbourn, *et al.*, 1997, *Dis*

Mon. 43, 277). IFN  $\gamma$  is required for progression of chronic intestinal inflammation in such diseases as Crohn's disease and inflammatory bowel disease (IBD) presumably through the intermediacy of CD4+ lymphocytes probably of the TH1 phenotype (Sartor 1996, *Aliment Pharmacol Ther.* 10 Suppl 2, 43). An elevated level of serum IgE is associated with various atopic diseases such as bronchial asthma and atopic dermatitis. The level of IFN  $\gamma$  was negatively correlated with serum IgE suggesting a role for IFN  $\gamma$  in atopic patients (Teramoto *et al.*, 1998, *Clin Exp Allergy* 28, 74).

10 Compounds which modulate release of one or more of the aforementioned inflammatory cytokines can be useful in treating diseases associated with release of these cytokines. For example, WO 98/52558 discloses heteroaryl urea compounds which are indicated to be useful in treating cytokine mediated diseases.

15 U.S. Pat. No. 5,162,360 discloses N-substituted aryl-N'-heterocyclic substituted urea compounds which are described as being useful for treating hypercholesterolemia and atherosclerosis.

The work cited above supports the principle that inhibition of cytokine production will be beneficial in the treatment of various disease states. Some protein therapeutics are in late development or have been approved for use in particular diseases. Protein therapeutics are costly to produce and have bioavailability and stability problems. Therefore a need exists for new small molecule inhibitors of cytokine production with optimized efficacy, pharmacokinetic and safety profiles.

25

#### BRIEF SUMMARY OF THE INVENTION

The work cited above supports the principle that inhibition of cytokine production will be beneficial in the treatment of various disease states.

30

It is therefore an object of the invention to provide novel compounds which inhibit the release of inflammatory cytokines such as interleukin-1 and tumor necrosis factor.

It is a further object of the invention to provide methods for treating diseases and pathological conditions involving inflammation such as chronic inflammatory disease.

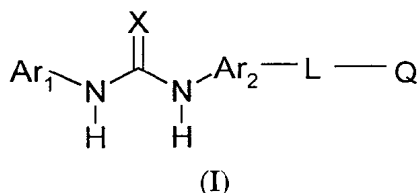
It is yet a further object of the invention to provide processes of preparation of the above-mentioned novel compounds.

10

### DETAILED DESCRIPTION OF THE INVENTION

The present invention is directed to compounds of the formula (I):

15



20

wherein:

Ar<sub>1</sub> is a heterocyclic group selected from the group consisting of pyrrole, pyrrolidine, pyrazole, imidazole, oxazole, thiazole, furan, and thiophene; and wherein Ar<sub>1</sub> may be substituted by one or more R<sub>1</sub>, R<sub>2</sub> or R<sub>3</sub>;

25

Ar<sub>2</sub> is:

phenyl, naphthyl, quinoline, isoquinoline, tetrahydronaphthyl, tetrahydroquinoline, tetrahydroisoquinoline, benzimidazole, benzofuran, indanyl, indenyl or indole each being optionally substituted with one to three R<sub>10</sub> groups;

30

L is a linking group of:

a C<sub>1-10</sub> saturated or unsaturated branched or unbranched carbon chain;  
wherein one or more methylene groups are optionally independently replaced  
by O,N or S; wherein said linking group is optionally independently substituted  
5 with 0-2 oxo groups or one or more C<sub>1-4</sub> branched or unbranched alkyl which may  
be substituted by one or more halogen atoms;

Q is selected from the group consisting of:

- 10 a) phenyl, naphthyl, pyridine, pyrimidine, pyridazine, imidazole, benzimidazole,  
furan, thiophene, pyran, naphthyridine, , oxazo[4,5-*b*]pyridine and imidazo[4,5-  
*b*]pyridine, which are optionally substituted with one to three groups selected  
from the group consisting of halogen, C<sub>1-6</sub> alkyl, C<sub>1-6</sub> alkoxy, hydroxy, mono- or  
di-(C<sub>1-3</sub> alkyl)amino, C<sub>1-6</sub> alkyl-S(O)<sub>m</sub> and phenylamino wherein the phenyl ring  
15 is optionally substituted with one to two groups consisting of halogen, C<sub>1-6</sub> alkyl  
and C<sub>1-6</sub> alkoxy;
- b) tetrahydropyran, tetrahydrofuran, 1,3-dioxolanone, 1,3-dioxanone, 1,4-dioxane,  
morpholine, thiomorpholine, thiomorpholine sulfoxide, piperidine, piperidinone,  
tetrahydropyrimidone, cyclohexanone, cyclohexanol, pentamethylene sulfide,  
20 pentamethylene sulfoxide, pentamethylene sulfone, tetramethylene sulfide,  
tetramethylene sulfoxide and tetramethylene sulfone which are optionally  
substituted with one to three groups selected from the group consisting of C<sub>1-6</sub>  
alkyl, C<sub>1-6</sub> alkoxy, hydroxy, mono- or di-(C<sub>1-3</sub> alkyl)amino-C<sub>1-3</sub> alkyl,  
phenylamino-C<sub>1-3</sub> alkyl and C<sub>1-3</sub> alkoxy-C<sub>1-3</sub> alkyl; and
- 25 c) C<sub>1-6</sub> alkoxy, secondary or tertiary amine wherein the amino nitrogen is  
covalently bonded to groups selected from the group consisting of C<sub>1-3</sub> alkyl and  
C<sub>1-5</sub> alkoxyalkyl, phenylamino, wherein the phenyl ring is optionally substituted  
with one to two groups selected from the group consisting of halogen, C<sub>1-6</sub>  
alkoxy, hydroxy or mono- or di-(C<sub>1-3</sub> alkyl)amino, C<sub>1-6</sub> alkyl-S(O)<sub>r</sub> and phenyl-  
30 S(O)<sub>t</sub>, wherein the phenyl ring is optionally substituted with one to two groups  
selected from the group consisting of halogen, C<sub>1-6</sub> alkoxy, hydroxy and mono-  
or di-(C<sub>1-3</sub> alkyl)amino;

R<sub>1</sub> is selected from the group consisting of:

- 5 (a) C<sub>3-10</sub> branched or unbranched alkyl, which may optionally be partially or fully halogenated, and optionally substituted with one to three phenyl, naphthyl or heterocyclyl groups selected from the group consisting of pyridinyl, pyrimidinyl, pyrazinyl, pyridazinyl, pyrrolyl, imidazolyl, pyrazolyl, thienyl, furyl, isoxazolyl and isothiazolyl; each such phenyl, naphthyl or heterocyclyl, selected from the group hereinabove described, being substituted with 0 to 5  
10 groups selected from the group consisting of halogen, C<sub>1-6</sub> branched or unbranched alkyl which is optionally partially or fully halogenated, C<sub>3-8</sub> cycloalkyl, C<sub>5-8</sub> cycloalkenyl, hydroxy, cyano, C<sub>1-3</sub> alkyloxy which is optionally partially or fully halogenated, NH<sub>2</sub>C(O) and di(C<sub>1-3</sub>)alkylaminocarbonyl;
- 15 (b) C<sub>3-7</sub> cycloalkyl selected from the group consisting of cyclopropyl, cyclobutyl, cyclopentanyl, cyclohexanyl, cycloheptanyl, bicyclopentanyl, bicyclohexanyl and bicycloheptanyl, which may optionally be partially or fully halogenated and which may optionally be substituted with one to three C<sub>1-3</sub> alkyl groups, or an analog of such cycloalkyl group wherein one to three ring methylene groups are replaced by groups independently selected from O, S, CHOH, >C=O, >C=S  
20 and NH;
- (c) C<sub>3-10</sub> branched alkenyl which may optionally be partially or fully halogenated, and which optionally be substituted with one to three C<sub>1-5</sub> branched or unbranched alkyl, phenyl, naphthyl or heterocyclyl groups, with each such heterocyclic group being independently selected from the group consisting of  
25 pyridinyl, pyrimidinyl, pyrazinyl, pyridazinyl, pyrrolyl, imidazolyl, pyrazolyl, thienyl, furyl, isoxazolyl and isothiazolyl, and each such phenyl, naphthyl or heterocyclyl group being substituted with 0 to 5 groups selected from halogen, C<sub>1-6</sub> branched or unbranched alkyl which is optionally partially or fully halogenated, cyclopropyl, cyclobutyl, cyclopentanyl, cyclohexanyl,  
30 cycloheptanyl, bicyclopentanyl, bicyclohexanyl and bicycloheptanyl, hydroxy, cyano, C<sub>1-3</sub> alkoxy which is optionally partially or fully halogenated, NH<sub>2</sub>C(O), mono- or di(C<sub>1-3</sub>)alkylaminocarbonyl;

(d) C<sub>5-7</sub> cycloalkenyl, selected from the group consisting of cyclopentenyl, cyclohexenyl, cyclohexadienyl, cycloheptenyl, cycloheptadienyl, bicyclohexenyl and bicycloheptenyl, wherein such cycloalkenyl group may optionally be substituted with one to three C<sub>1-3</sub> alkyl groups;

5 (e) cyano; and,

(f) methoxycarbonyl, ethoxycarbonyl and propoxycarbonyl;

R<sub>2</sub> is selected from the group consisting of:

10 hydrogen, C<sub>1-6</sub> branched or unbranched alkyl which may optionally be partially or fully halogenated, acetyl, aroyl, C<sub>1-4</sub> branched or unbranched alkoxy which may optionally be partially or fully halogenated, halogen, methoxycarbonyl and phenylsulfonyl;

15

R<sub>3</sub> is :

halogen, -COOR<sub>4</sub>, -CN, -CONR<sub>5</sub>R<sub>6</sub> or -CH<sub>2</sub>NHR<sub>7</sub>;

R<sub>4</sub> is H or C<sub>1-4</sub>-alkyl;

R<sub>5</sub> is hydrogen;

20 R<sub>6</sub> is methyl;

R<sub>7</sub> is hydrogen, methyl or -C(O)R<sub>8</sub>;

R<sub>8</sub> is hydrogen or methyl optionally substituted by N(R<sub>9</sub>)<sub>2</sub> or COOR<sub>9</sub>;

R<sub>9</sub> is C<sub>1-6</sub>-alkyl;

R<sub>10</sub> is selected from the group consisting of:

25 a C<sub>1-6</sub> branched or unbranched alkyl which may optionally be partially or fully halogenated, acetyl, aroyl, C<sub>1-4</sub> branched or unbranched alkoxy which may optionally be partially or fully halogenated, halogen, methoxycarbonyl and phenylsulfonyl;

30 m is 0, 1 or 2;

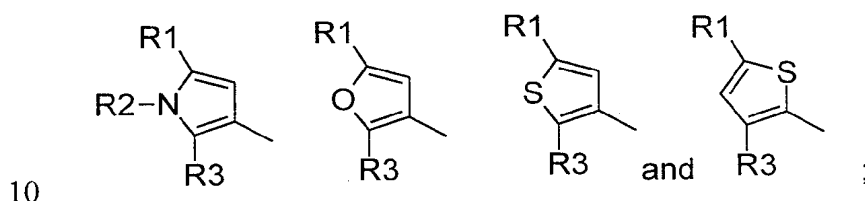
r is 0, 1 or 2;

t is 0, 1 or 2;

X is O (oxygen) or S (sulfur) and

5 pharmaceutically acceptable derivatives thereof.

A preferred subgeneric aspect of the invention comprises compounds of the formula(I) wherein Ar<sub>1</sub> is selected from the group consisting of:



more preferred are compounds of the formula (I) wherein Ar<sub>2</sub> is naphthyl, tetrahydronaphthyl, indanyl or indenyl.

15 An even more preferred subgeneric aspect of the invention comprises compounds of the formula(I) wherein Ar<sub>2</sub> is naphthyl.

A yet more preferred subgeneric aspect of the invention comprises compounds of the formula (I), as described in the immediate previous paragraph, wherein:

20 Ar<sub>2</sub> is 1-naphthyl;

L is C<sub>1-6</sub> saturated or unsaturated branched or unbranched carbon chain wherein

25 one or more methylene groups are optionally independently replaced by O,N or S; wherein said linking group is optionally independently substituted with 0-2 oxo groups and one or more C<sub>1-4</sub> branched or unbranched alkyl which may be substituted by one or more halogen atoms;

R<sub>1</sub> is C<sub>1-4</sub>alkyl branched or unbranched, cyclopropyl or cyclohexyl which may optionally be partially or fully halogenated and which may optionally be substituted with one to three C<sub>1-3</sub> alkyl groups; and



$R_3$  is  $-\text{COOR}_4$ ,  $-\text{CN}$ ,  $-\text{CONR}_5\text{R}_6$  or  $-\text{CH}_2\text{NHR}_7$ .

A further preferred subgeneric aspect of the invention comprises compounds of the formula (I), wherein  $\text{Ar}_1$  is 5-*tert*-butyl-3-thienyl or 5-*tert*-butyl-3-pyrrolyl.

5

A still yet further preferred subgeneric aspect of the invention comprises compounds of the formula (I), as described in the immediate previous paragraph, wherein L is  $\text{C}_{1-5}$  saturated carbon chain wherein one or more methylene groups are optionally independently replaced by O, N or S; and

10 wherein said linking group is optionally independently substituted with 0-2 oxo groups and one or more  $\text{C}_{1-4}$  branched or unbranched alkyl which may be substituted by one or more halogen atoms and X is O.

15 Particularly preferred embodiments of L are propoxy, ethoxy, methoxy, methyl, propyl,  $\text{C}_{3-5}$  acetylene or methylamino each being optionally substituted are described herein.

20 The following compounds are representative of the compounds of formula(I):

1-[2-Carbomethoxy-5-*tert*-butyl-3-thienyl]-3-[4-(2-morpholin-4-yl-ethoxy)naphthalen-1-yl]-urea;

25 1-[2-Methylcarbamoyl-5-*tert*-butyl-3-thienyl]-3-[4-(2-morpholin-4-yl-ethoxy)naphthalen-1-yl]-urea;

1-[3-Carbomethoxy-5-*tert*-butyl-2-thienyl]-3-[4-(2-morpholin-4-yl-ethoxy)naphthalen-1-yl]-urea;

30

1-[2-(N-Glycylaminomethyl)-5-*tert*-butyl-2-thienyl]-3-[4-(2-morpholin-4-yl-ethoxy)naphthalen-1-yl]-urea;

35 1-[2-(N-Glycylaminomethyl)-5-*tert*-butyl-3-thienyl]-3-[4-(2-(*cis*-2,6-dimethylmorpholin-4-yl)ethoxy)naphthalen-1-yl]-urea;

1-[2-Methylcarbamoyl-5-*tert*-butyl-3-thienyl]-3-[4-(2-(*trans*-2,6-dimethylmorpholin-4-yl)ethoxy)naphthalen-1-yl]-urea;

- 1-[2-Methylcarbamoyl-5-*tert*-butyl-3-thienyl]-3-[4-(2-(2-dimethylaminomethyl)dimethylmorpholin-4-yl)ethoxy)naphthalen-1-yl]-urea;
- 5 1-[2-Carbomethoxy-5-*tert*-butyl-3-thienyl]-3-[4-(2-(2-(methoxymethyl)morpholin-4-yl)ethoxy)naphthalen-1-yl]-urea;
- 1-[2-Carbomethoxy-5-*tert*-butyl-3-thienyl]-3-[4-(2-(morpholin-4-yl)-1-methylethoxy)naphthalen-1-yl]-urea;
- 10 1-[2-Carbomethoxy-5-*tert*-butyl-3-thienyl]-3-[4-(2-(1-oxothiomorpholin-4-yl)ethoxy)naphthalen-1-yl]-urea;
- 1-[2-Methylcarbamoyl-5-*tert*-butyl-3-thienyl]-3-[4-(2-(1-oxothiomorpholin-4-yl)ethoxy)naphthalen-1-yl]-urea;
- 15 1-[3-Carbomethoxy-5-*tert*-butyl-2-thienyl]-3-[4-(2-(1-oxothiomorpholin-4-yl)ethoxy)naphthalen-1-yl]-urea;
- 20 1-[2-Carbomethoxy-5-*tert*-butyl-3-thienyl]-3-[4-(2-(tetrahydropyran-4-yl)ethoxy)naphthalen-1-yl]-urea;
- 1-[2-Methylcarbamoyl-5-*tert*-butyl-3-thienyl]-3-[4-(2-(tetrahydropyran-4-yl)ethoxy)naphthalen-1-yl]-urea;
- 25 1-[3-Carbomethoxy-5-*tert*-butyl-2-thienyl]-3-[4-(2-(tetrahydropyran-4-yl)ethoxy)naphthalen-1-yl]-urea;
- 1-[2-Carbomethoxy-5-*tert*-butyl-3-thienyl]-3-[4-(2-(1-oxo-tetrahydrothiophen-3-yl)ethoxy)naphthalen-1-yl]-urea;
- 30 1-[2-Methylcarbamoyl-5-*tert*-butyl-3-thienyl]-3-[4-(2-(1-oxo-tetrahydrothiophen-3-yl)ethoxy)naphthalen-1-yl]-urea;
- 35 1-[2-(N-Acetylaminoethyl)-5-*tert*-butyl-3-thienyl]-3-[4-(2-(1-oxo-tetrahydrothiophen-3-yl)ethoxy)naphthalen-1-yl]-urea;
- 1-[3-Carbomethoxy-5-*tert*-butyl-2-thienyl]-3-[4-(2-(1-oxo-tetrahydrothiophen-3-yl)ethoxy)naphthalen-1-yl]-urea;
- 40 1-[2-Methylcarbamoyl-5-*tert*-butyl-3-thienyl]-3-[4-(3-morpholin-4-yl-propyl)naphthalen-1-yl]-urea;
- 1-[2-Carbomethoxy-5-*tert*-butyl-3-thienyl]-3-[4-(morpholin-4-yl-methyl)naphthalen-1-yl]-urea;
- 45 1-[2-Carbomethoxy-5-*tert*-butyl-3-thienyl]-3-[4-(2-pyridin-4-yl-ethyl)naphthalen-1-yl]-urea;

- 1-[2-Carbomethoxy-5-*tert*-butyl-3-thienyl]-3-[4-(3-(morpholin-4-yl)propyn-1-yl)naphthalen-1-yl]-urea;
- 5 1-[2- Methylcarbamoyl -5-*tert*-butyl-3-thienyl]-3-[4-(3-(tetrahydropyran-2-yl-oxy)propyn-1-yl)naphthalen-1-yl]-urea;
- 1-[2- Methylcarbamoyl -5-*tert*-butyl-3-thienyl]-3-[4-(3-(tetrahydropyran-2-yl-oxy)butyn-1-yl)naphthalen-1-yl]-urea;
- 10 1-[2-Carbomethoxy-5-*tert*-butyl-3-thienyl]-3-[4-(pyridin-4-yl-methoxy)naphthalen-1-yl]-urea;
- 1-[2-Methylcarbamoyl-5-*tert*-butyl-3-thienyl]-3-[4-(pyridin-4-yl-methoxy)naphthalen-1-yl]-urea;
- 15 1-[2-(N-Acetylaminoethyl)-5-*tert*-butyl-3-thienyl]-3-[4-(pyridin-4-yl-methoxy)naphthalen-1-yl]-urea;
- 20 1-[3-Carbomethoxy-5-*tert*-butyl-2-thienyl]-3-[4-(pyridin-4-yl-methoxy)naphthalen-1-yl]-urea;
- 1-[2-Carbomethoxy-5-*tert*-butyl-3-thienyl]-3-[4-(2-pyridin-4-yl-ethoxy)naphthalen-1-yl]-urea;
- 25 1-[2- Methylcarbamoyl -5-*tert*-butyl-3-thienyl]-3-[4-(3-pyridin-4-yl-propoxy)naphthalen-1-yl]-urea;
- 1-[2-Carbomethoxy-5-*tert*-butyl-3-thienyl]-3-[4-(2-imidazol-1-yl-ethoxy)naphthalen-1-yl]-urea;
- 30 1-[2-Carbomethoxy-5-*tert*-butyl-3-thienyl]-3-[4-(2-(3,4-dimethoxyphenyl)-ethoxy)naphthalen-1-yl]-urea;
- 35 1-[2-Methylcarbamoyl-5-*tert*-butyl-3-thienyl]-3-[4-(2-(3,4-dimethoxyphenyl)-ethoxy)naphthalen-1-yl]-urea;
- 1-[3-Carbomethoxy-5-*tert*-butyl-2-thienyl]-3-[4-(2-(3,4-dimethoxyphenyl)-ethoxy)naphthalen-1-yl]-urea;
- 40 1-[2- Methylcarbamoyl -5-*tert*-butyl-3-thienyl]-3-[4-(pyridin-4-yl-methylamino)naphthalen-1-yl]-urea;
- 1-[2-Carbomethoxy-5-*iso*-propyl-3-thienyl]-3-[4-(2-morpholin-4-yl-ethoxy)naphthalen-1-yl]-urea;
- 45 1-[2-Methylcarbamoyl-5-cyclohexyl-3-thienyl]-3-[4-(2-morpholin-4-yl-ethoxy)naphthalen-1-yl]-urea;

- 1-[5-(2-Carbomethoxy-5-(2,2,2-trifluoroethyl)-3-thienyl)-3-[4-(2-morpholin-4-ylethoxy)naphthalen-1-yl]-urea;
- 5 1-[2-Carbomethoxy-5-(1-methylcycloprop-1-yl)-3-thienyl]-3-[4-(2-morpholin-4-ylethoxy)naphthalen-1-yl]-urea;
- 1-[2-Carbomethoxy-5-(1-methylcyclohex-1-yl)-3-thienyl]-3-[4-(2-morpholin-4-ylethoxy)naphthalen-1-yl]-urea;
- 10
- 1-[2-Carbomethoxy-5-*tert*-butyl-3-furyl]-3-[4-(2-morpholin-4-ylethoxy)naphthalen-1-yl]-urea;
- 15 1-[2-Carbomethoxy-5-*tert*-butyl-3-furyl]-3-[4-(2-(*cis*-2,6-dimethylmorpholin-4-yl)ethoxy)naphthalen-1-yl]-urea;
- 1-[2-Carbomethoxy-5-*tert*-butyl-3-furyl]-3-[4-(2-(*trans*-2,6-dimethylmorpholin-4-yl)ethoxy)naphthalen-1-yl]-urea;
- 20 1-[2-Carbomethoxy-5-*tert*-butyl-3-furyl]-3-[4-(2-(2-(methoxymethyl)morpholin-4-yl)ethoxy)naphthalen-1-yl]-urea;
- 1-[2-Carbomethoxy-5-*tert*-butyl-3-furyl]-3-[4-(2-(morpholin-4-yl)-1-methylethoxy)naphthalen-1-yl]-urea;
- 25
- 1-[2-Carbomethoxy-5-*tert*-butyl-3-furyl]-3-[4-(2-(1-oxothiomorpholin-4-yl)ethoxy)naphthalen-1-yl]-urea;
- 30 1-[2-Carbomethoxy-5-*tert*-butyl-3-furyl]-3-[4-(2-(tetrahydropyran-4-yl)ethoxy)naphthalen-1-yl]-urea;
- 1-[2-Carbomethoxy-5-*tert*-butyl-3-furyl]-3-[4-(2-(1-oxo-tetrahydrothiophen-3-yl)ethoxy)naphthalen-1-yl]-urea;
- 35 1-[2-Carbomethoxy-5-*tert*-butyl-3-furyl]-3-[4-(3-morpholin-4-yl-propyl)naphthalen-1-yl]-urea;
- 1-[2-Carbomethoxy-5-*tert*-butyl-3-furyl]-3-[4-(morpholin-4-yl-methyl)naphthalen-1-yl]-urea;
- 40
- 1-[2-Carbomethoxy-5-*tert*-butyl-3-furyl]-3-[4-(2-pyridin-4-yl-ethyl)naphthalen-1-yl]-urea;
- 45 1-[2-Carbomethoxy-5-*tert*-butyl-3-furyl]-3-[4-(3-(morpholin-4-yl)propyn-1-yl)naphthalen-1-yl]-urea;

1-[2-Carbomethoxy-5-*tert*-butyl-3-furyl]-3-[4-(3-(tetrahydropyran-2-yl-oxy)propyn-1-yl)naphthalen-1-yl]-urea;

5 1-[2-Carbomethoxy-5-*tert*-butyl-3-furyl]-3-[4-(3-(tetrahydropyran-2-yl-oxy)butyn-1-yl)naphthalen-1-yl]-urea;

1-[2-Carbomethoxy-5-*tert*-butyl-3-furyl]-3-[4-(pyridin-4-yl-methoxy)naphthalen-1-yl]-urea;

10 1-[2-Carbomethoxy-5-*tert*-butyl-3-furyl]-3-[4-(2-pyridin-4-yl-ethoxy)naphthalen-1-yl]-urea;

1-[2-Carbomethoxy-5-*tert*-butyl-3-furyl]-3-[4-(3-pyridin-4-yl-propoxy)naphthalen-1-yl]-urea;

15 1-[2-Carbomethoxy-5-*tert*-butyl-3-furyl]-3-[4-(2-imidazol-1-yl-ethoxy)naphthalen-1-yl]-urea;

20 1-[2-Carbomethoxy-5-*tert*-butyl-3-furyl]-3-[4-(2-(3,4-dimethoxyphenyl)-ethoxy)naphthalen-1-yl]-urea;

1-[2-Carbomethoxy-5-*tert*-butyl-3-furyl]-3-[4-(pyridin-4-yl-methylamino)naphthalen-1-yl]-urea;

25 1-[2-Carbomethoxy-5-*iso*-propyl-3-furyl]-3-[4-(2-morpholin-4-yl-ethoxy)naphthalen-1-yl]-urea;

1-[2-Carbomethoxy-5-cyclohexyl-3-furyl]-3-[4-(2-morpholin-4-yl-ethoxy)naphthalen-1-yl]-urea;

30 1-[5-2-Carbomethoxy-5-(2,2,2-trifluoroethyl)-3-furyl]-3-[4-(2-morpholin-4-yl-ethoxy)naphthalen-1-yl]-urea;

35 1-[2-Carbomethoxy-5-(1-methylcycloprop-1-yl)-3-furyl]-3-[4-(2-morpholin-4-yl-ethoxy)naphthalen-1-yl]-urea;

1-[2-Carbomethoxy-5-(1-methylcyclohex-1-yl)-3-furyl]-3-[4-(2-morpholin-4-yl-ethoxy)naphthalen-1-yl]-urea;

40 1-[2-Carbomethoxy-5-*tert*-butyl-3-pyrrolyl]-3-[4-(2-morpholin-4-yl-ethoxy)naphthalen-1-yl]-urea;

1-[2-Methylcarbamoyl-5-*tert*-butyl-3-pyrrolyl]-3-[4-(2-morpholin-4-yl-ethoxy)naphthalen-1-yl]-urea;

45 1-[1-Methyl-2-carbomethoxy-5-*tert*-butyl-3-pyrrolyl]-3-[4-(2-morpholin-4-yl-ethoxy)naphthalen-1-yl]-urea;

1-[2-Carbomethoxy-5-*tert*-butyl-3-pyrrolyl]-3-[4-(2-(*cis*-2,6-dimethylmorpholin-4-yl)ethoxy)naphthalen-1-yl]-urea;

5 1-[2-Methylcarbamoyl-5-*tert*-butyl-3-pyrrolyl]-3-[4-(2-(*trans*-2,6-dimethylmorpholin-4-yl)ethoxy)naphthalen-1-yl]-urea;

1-[2-Carbomethoxy-5-*tert*-butyl-3-pyrrolyl]-3-[4-(2-(2-(methoxymethyl)morpholin-4-yl)ethoxy)naphthalen-1-yl]-urea;

10 1-[2-Carbomethoxy-5-*tert*-butyl-3-pyrrolyl]-3-[4-(2-(morpholin-4-yl)-1-methylethoxy)naphthalen-1-yl]-urea;

1-[2-Carbomethoxy-5-*tert*-butyl-3-pyrrolyl]-3-[4-(2-(1-oxothiomorpholin-4-yl)ethoxy)naphthalen-1-yl]-urea;

15 1-[2-Methylcarbamoyl-5-*tert*-butyl-3-pyrrolyl]-3-[4-(2-(1-oxothiomorpholin-4-yl)ethoxy)naphthalen-1-yl]-urea;

20 1-[1-Methyl-2-carbomethoxy-5-*tert*-butyl-3-pyrrolyl]-3-[4-(2-(1-oxothiomorpholin-4-yl)ethoxy)naphthalen-1-yl]-urea;

1-[2-Carbomethoxy-5-*tert*-butyl-3-pyrrolyl]-3-[4-(2-(tetrahydropyran-4-yl)ethoxy)naphthalen-1-yl]-urea;

25 1-[2-Methylcarbamoyl-5-*tert*-butyl-3-pyrrolyl]-3-[4-(2-(tetrahydropyran-4-yl)ethoxy)naphthalen-1-yl]-urea;

1-[2-Carbomethoxy-5-*tert*-butyl-3-pyrrolyl]-3-[4-(2-(1-oxo-tetrahydrothiophen-3-yl)ethoxy)naphthalen-1-yl]-urea;

30 1-[2-Methylcarbamoyl-5-*tert*-butyl-3-pyrrolyl]-3-[4-(2-(1-oxo-tetrahydrothiophen-3-yl)ethoxy)naphthalen-1-yl]-urea;

35 1-[1-Methyl-2-carbomethoxy-5-*tert*-butyl-3-pyrrolyl]-3-[4-(2-(1-oxo-tetrahydrothiophen-3-yl)ethoxy)naphthalen-1-yl]-urea;

1-[2-Methylcarbamoyl-5-*tert*-butyl-3-pyrrolyl]-3-[4-(3-morpholin-4-yl-propyl)naphthalen-1-yl]-urea;

40 1-[2-Carbomethoxy-5-*tert*-butyl-3-pyrrolyl]-3-[4-(morpholin-4-yl-methyl)naphthalen-1-yl]-urea;

1-[2-Carbomethoxy-5-*tert*-butyl-3-pyrrolyl]-3-[4-(2-pyridin-4-yl-ethyl)naphthalen-1-yl]-urea;

45 1-[2-Carbomethoxy-5-*tert*-butyl-3-pyrrolyl]-3-[4-(3-(morpholin-4-yl)propyn-1-yl)naphthalen-1-yl]-urea;

- 1-[2-Methylcarbamoyl-5-*tert*-butyl-3-pyrrolyl]-3-[4-(3-(tetrahydropyran-2-yl-  
oxy)propyn-1-yl)naphthalen-1-yl]-urea;
- 5 1-[2-Methylcarbamoyl-5-*tert*-butyl-3-pyrrolyl]-3-[4-(3-(tetrahydropyran-2-yl-  
oxy)butyn-1-yl)naphthalen-1-yl]-urea;
- 1-[2-Carbomethoxy-5-*tert*-butyl-3-pyrrolyl]-3-[4-(pyridin-4-yl-  
methoxy)naphthalen-1-yl]-urea;
- 10 1-[2-Methylcarbamoyl-5-*tert*-butyl-3-pyrrolyl]-3-[4-(pyridin-4-yl-  
methoxy)naphthalen-1-yl]-urea;
- 1-[2-Carbomethoxy-5-*tert*-butyl-3-pyrrolyl]-3-[4-(2-pyridin-4-yl-  
ethoxy)naphthalen-1-yl]-urea;
- 15 1-[2-Methylcarbamoyl-5-*tert*-butyl-3-pyrrolyl]-3-[4-(3-pyridin-4-yl-  
propoxy)naphthalen-1-yl]-urea;
- 1-[2-Carbomethoxy-5-*tert*-butyl-3-pyrrolyl]-3-[4-(2-imidazol-1-yl-  
ethoxy)naphthalen-1-yl]-urea;
- 20 1-[2-Carbomethoxy-5-*tert*-butyl-3-pyrrolyl]-3-[4-(2-(3,4-dimethoxyphenyl)-  
ethoxy)naphthalen-1-yl]-urea;
- 25 1-[2-Methylcarbamoyl-5-*tert*-butyl-3-pyrrolyl]-3-[4-(2-(3,4-dimethoxyphenyl)-  
ethoxy)naphthalen-1-yl]-urea;
- 1-[1-Methyl-2-carbomethoxy-5-*tert*-butyl-3-pyrrolyl]-3-[4-(2-(3,4-  
dimethoxyphenyl)-ethoxy)naphthalen-1-yl]-urea;
- 30 1-[2-Methylcarbamoyl-5-*tert*-butyl-3-pyrrolyl]-3-[4-(pyridin-4-yl-  
methylamino)naphthalen-1-yl]-urea;
- 1-[2-Carbomethoxy-5-*iso*-propyl-3-pyrrolyl]-3-[4-(2-morpholin-4-yl-  
ethoxy)naphthalen-1-yl]-urea;
- 35 1-[2-Methylcarbamoyl-5-cyclohexyl-3-pyrrolyl]-3-[4-(2-morpholin-4-yl-  
ethoxy)naphthalen-1-yl]-urea;
- 40 1-[5-2-Carbomethoxy-5-(2,2,2-trifluoroethyl)-3-pyrrolyl]-3-[4-(2-morpholin-4-yl-  
ethoxy)naphthalen-1-yl]-urea;
- 1-[2-Carbomethoxy-5-(1-methylcycloprop-1-yl)-3-pyrrolyl]-3-[4-(2-morpholin-4-  
yl-ethoxy)naphthalen-1-yl]-urea;
- 45 1-[2-Carbomethoxy-5-(1-methylcyclohex-1-yl)-3-pyrrolyl]-3-[4-(2-morpholin-4-yl-  
ethoxy)naphthalen-1-yl]-urea;

and their pharmaceutically acceptable derivatives.

The following are preferred compounds of the invention:

- 5 1-[2-Carbomethoxy-5-*tert*-butyl-3-thienyl]-3-[4-(2-morpholin-4-yl-ethoxy)naphthalen-1-yl]-urea;
- 10 1-[2-Methylcarbamoyl-5-*tert*-butyl-3-thienyl]-3-[4-(2-morpholin-4-yl-ethoxy)naphthalen-1-yl]-urea;
- 1-[2-Methylcarbamoyl-5-*tert*-butyl-3-thienyl]-3-[4-(2-(*trans*-2,6-dimethylmorpholin-4-yl)ethoxy)naphthalen-1-yl]-urea;
- 15 1-[2-Methylcarbamoyl-5-*tert*-butyl-3-thienyl]-3-[4-(2-(2-dimethylaminomethylmorpholin-4-yl)ethoxy)naphthalen-1-yl]-urea;
- 1-[2-Carbomethoxy-5-*tert*-butyl-3-thienyl]-3-[4-(2-(1-oxothiomorpholin-4-yl)ethoxy)naphthalen-1-yl]-urea;
- 20 1-[2-Methylcarbamoyl-5-*tert*-butyl-3-thienyl]-3-[4-(2-(1-oxothiomorpholin-4-yl)ethoxy)naphthalen-1-yl]-urea;
- 1-[3-Carbomethoxy-5-*tert*-butyl-2-thienyl]-3-[4-(2-(1-oxothiomorpholin-4-yl)ethoxy)naphthalen-1-yl]-urea;
- 25 1-[2-Carbomethoxy-5-*tert*-butyl-3-thienyl]-3-[4-(2-(tetrahydropyran-4-yl)ethoxy)naphthalen-1-yl]-urea;
- 30 1-[2-Methylcarbamoyl-5-*tert*-butyl-3-thienyl]-3-[4-(2-(tetrahydropyran-4-yl)ethoxy)naphthalen-1-yl]-urea;
- 1-[3-Carbomethoxy-5-*tert*-butyl-2-thienyl]-3-[4-(2-(tetrahydropyran-4-yl)ethoxy)naphthalen-1-yl]-urea;
- 35 1-[2-Carbomethoxy-5-*tert*-butyl-3-thienyl]-3-[4-(2-(1-oxo-tetrahydrothiophen-3-yl)ethoxy)naphthalen-1-yl]-urea;
- 1-[2-Methylcarbamoyl-5-*tert*-butyl-3-thienyl]-3-[4-(2-(1-oxo-tetrahydrothiophen-3-yl)ethoxy)naphthalen-1-yl]-urea;
- 40 1-[2-Carbomethoxy-5-*tert*-butyl-3-thienyl]-3-[4-(pyridin-4-yl-methoxy)naphthalen-1-yl]-urea;
- 45 1-[2-Methylcarbamoyl-5-*tert*-butyl-3-thienyl]-3-[4-(pyridin-4-yl-methoxy)naphthalen-1-yl]-urea;



- 1-[2-Carbomethoxy-5-*tert*-butyl-3-thienyl]-3-[4-(2-imidazol-1-yl-ethoxy)naphthalen-1-yl]-urea;
- 5 1-[2-Carbomethoxy-5-*tert*-butyl-3-thienyl]-3-[4-(2-(3,4-dimethoxyphenyl)-ethoxy)naphthalen-1-yl]-urea;
- 1-[2-Methylcarbamoyl-5-*tert*-butyl-3-thienyl]-3-[4-(2-(3,4-dimethoxyphenyl)-ethoxy)naphthalen-1-yl]-urea;
- 10 1-[2-Carbomethoxy-5-*tert*-butyl-3-pyrrolyl]-3-[4-(2-morpholin-4-yl-ethoxy)naphthalen-1-yl]-urea;
- 15 1-[2-Methylcarbamoyl-5-*tert*-butyl-3-pyrrolyl]-3-[4-(2-morpholin-4-yl-ethoxy)naphthalen-1-yl]-urea;
- 1-[1-Methyl-2-carbomethoxy-5-*tert*-butyl-3-pyrrolyl]-3-[4-(2-morpholin-4-yl-ethoxy)naphthalen-1-yl]-urea;
- 20 1-[2-Carbomethoxy-5-*tert*-butyl-3-pyrrolyl]-3-[4-(2-(1-oxothiomorpholin-4-yl)ethoxy)naphthalen-1-yl]-urea;
- 1-[2- Methylcarbamoyl -5-*tert*-butyl-3-pyrrolyl]-3-[4-(2-(1-oxothiomorpholin-4-yl)ethoxy)naphthalen-1-yl]-urea;
- 25 1-[1-Methyl-2-carbomethoxy-5-*tert*-butyl-3-pyrrolyl]-3-[4-(2-(1-oxothiomorpholin-4-yl)ethoxy)naphthalen-1-yl]-urea;
- 1-[2-Carbomethoxy-5-*tert*-butyl-3-pyrrolyl]-3-[4-(2-(tetrahydropyran-4-yl)ethoxy)naphthalen-1-yl]-urea;
- 30 1-[2- Methylcarbamoyl -5-*tert*-butyl-3-pyrrolyl]-3-[4-(2-(tetrahydropyran-4-yl)ethoxy)naphthalen-1-yl]-urea;
- 35 1-[2-Carbomethoxy-5-*tert*-butyl-3-pyrrolyl]-3-[4-(2-(1-oxo-tetrahydrothiophen-3-yl)ethoxy)naphthalen-1-yl]-urea;
- 1-[2-Methylcarbamoyl-5-*tert*-butyl-3-pyrrolyl]-3-[4-(2-(1-oxo-tetrahydrothiophen-3-yl)ethoxy)naphthalen-1-yl]-urea;
- 40 1-[1-Methyl-2-carbomethoxy-5-*tert*-butyl-3-pyrrolyl]-3-[4-(2-(1-oxo-tetrahydrothiophen-3-yl)ethoxy)naphthalen-1-yl]-urea;
- 1-[2-Carbomethoxy-5-*tert*-butyl-3-pyrrolyl]-3-[4-(pyridin-4-yl-methoxy)naphthalen-1-yl]-urea;
- 45 1-[2-Methylcarbamoyl-5-*tert*-butyl-3-pyrrolyl]-3-[4-(pyridin-4-yl-methoxy)naphthalen-1-yl]-urea;

1-[2-Carbomethoxy-5-*tert*-butyl-3-pyrrolyl]-3-[4-(2-pyridin-4-yl-ethoxy)naphthalen-1-yl]-urea;

5 1-[2-Carbomethoxy-5-*tert*-butyl-3-pyrrolyl]-3-[4-(2-imidazol-1-yl-ethoxy)naphthalen-1-yl]-urea;

1-[2-Carbomethoxy-5-*tert*-butyl-3-pyrrolyl]-3-[4-(2-(3,4-dimethoxyphenyl)-ethoxy)naphthalen-1-yl]-urea;

10

1-[2-Methylcarbamoyl-5-*tert*-butyl-3-pyrrolyl]-3-[4-(2-(3,4-dimethoxyphenyl)-ethoxy)naphthalen-1-yl]-urea;

15 1-[1-Methyl-2-carbomethoxy-5-*tert*-butyl-3-pyrrolyl]-3-[4-(2-(3,4-dimethoxyphenyl)-ethoxy)naphthalen-1-yl]-urea;

and their pharmaceutically acceptable derivatives.

20 Any compounds of this invention containing one or more asymmetric carbon atoms may occur as racemates and racemic mixtures, single enantiomers, diastereomeric mixtures and individual diastereomers. All such isomeric forms of these compounds are expressly included in the present invention. Each stereogenic carbon may be in the R or S configuration, or a combination of configurations.

25

Some of the compounds of formula (I) can exist in more than one tautomeric form. The invention includes all such tautomers.

30 All terms as used herein in this specification, unless otherwise stated, shall be understood in their ordinary meaning as known in the art. For example, C<sub>1-6</sub>alkoxy is a C<sub>1-6</sub>alkyl with a terminal oxygen, such as methoxy, ethoxy, propoxy, pentoxy and hexoxy. All alkyl groups shall be understood as being branched or unbranched unless otherwise specified. Other more specific definitions are as follows:

35 The term "aroyl" as used in the present specification shall be understood to mean "benzoyl" or "naphthoyl".

The term "halogen" as used in the present specification shall be understood to mean bromine, chlorine, fluorine or iodine.

The compounds of the invention are only those which are contemplated to be  
5 'chemically stable' as will be appreciated by those skilled in the art. For example, a compound which would have a 'dangling valency', or a 'carbanion' are not compounds contemplated by the invention.

The invention includes pharmaceutically acceptable derivatives of compounds of  
10 formula (I). A "pharmaceutically acceptable derivative" refers to any pharmaceutically acceptable salt or ester of a compound of this invention, or any other compound which, upon administration to a patient, is capable of providing (directly or indirectly) a compound of this invention, a pharmacologically active metabolite or pharmacologically active residue thereof.

15 Pharmaceutically acceptable salts of the compounds of this invention include those derived from pharmaceutically acceptable inorganic and organic acids and bases. Examples of suitable acids include hydrochloric, hydrobromic, sulfuric, nitric, perchloric, fumaric, maleic, phosphoric, glycolic, lactic, salicylic, succinic, toluene-p-  
20 sulfuric, tartaric, acetic, citric, methanesulfonic, formic, benzoic, malonic, naphthalene-2-sulfuric and benzenesulfonic acids. Other acids, such as oxalic acid, while not themselves pharmaceutically acceptable, may be employed in the preparation of salts useful as intermediates in obtaining the compounds of this invention and their pharmaceutically acceptable acid addition salts. Salts derived  
25 from appropriate bases include alkali metal (*e.g.*, sodium), alkaline earth metal (*e.g.*, magnesium), ammonium and N-(C<sub>1</sub>-C<sub>4</sub> alkyl)<sub>4</sub><sup>+</sup> salts.

In addition, the compounds of this invention include prodrugs of compounds of the  
30 formula (I). Prodrugs include those compounds that, upon simple chemical transformation, are modified to produce a compound of formula (I). Simple chemical transformations include hydrolysis, oxidation and reduction. Specifically, when a

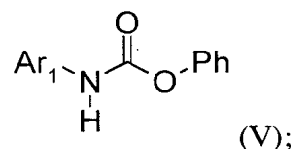
prodrug of this invention is administered to a patient, the prodrug may be transformed into a compound of formula (I), thereby imparting the desired pharmacological effect.

### GENERAL SYNTHETIC METHODS

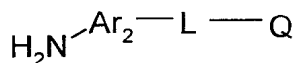
5

A process of making a compound of the formula(I) below can be made by the following general scheme:

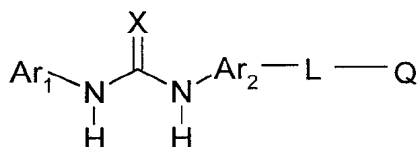
Step 1 involves reacting an aminoheterocycle of the formula (II):  $\text{Ar}_1\text{-NH}_2$   
10 with phenyl chloroformate to form a carbamate compound of the formula (V):



Step 2 is reacting the carbamate of the formula (V) from step 1 with an aromatic amine of the formula (IV):



15 (IV)



to form a compound of the formula (I) , wherein  $\text{Ar}_1$ ,  $\text{Ar}_2$ , L, Q and X are as defined hereinabove.

20 More particularly, the compounds of the invention may be prepared by Method A – P as illustrated below. The method of preparation will vary depending on the particular compound desired and the proper method chosen will be apparent to one of ordinary skill in the art.

Desired intermediate aminoheterocycles (2), of the formula II, can be prepared by methods known in the art and described in the literature. The method used to produce  
25 an aminoheterocycle of formula II will depend on the nature of the desired heterocycle. Some general methods are illustrated in the schemes below. Compounds  $\text{OCN-Ar}_2\text{-I-Q}$  or  $\text{NH}_2\text{-Ar}_2\text{-L-Q}$  may be commercially available, or may be prepared

by methods known to those skilled in the art. Illustrative examples are contained in the Synthetic Procedures section below.

The examples that follow are illustrative and, as recognized by one skilled in the art, particular reagents or conditions could be modified as needed for individual  
 5 compounds. Intermediates used in the schemes below are either commercially available or easily prepared from commercially available materials by those skilled in the art.

### Synthetic Procedures

10

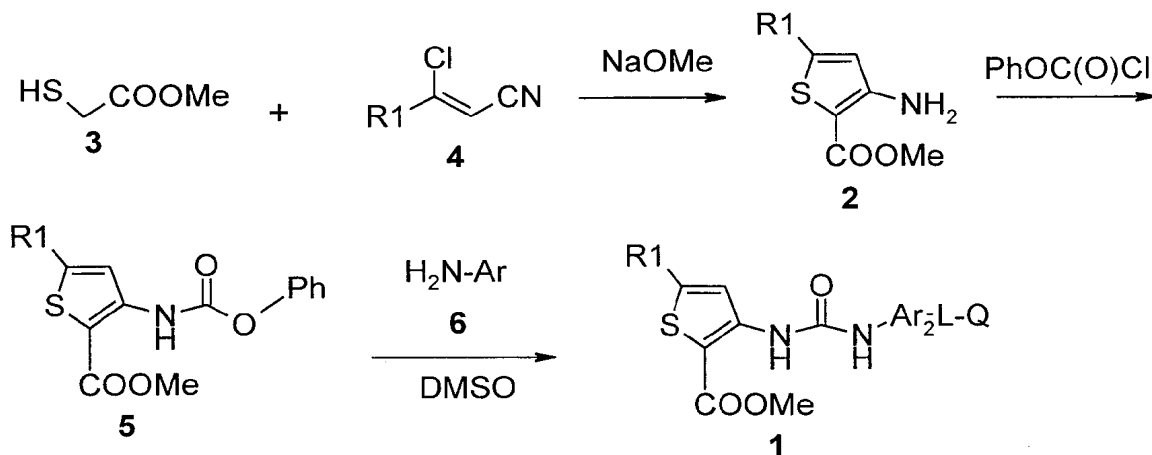
Preparation 1-[2-carbomethoxy-5-alkyl-3-thienyl]-3-[aryl]-urea (**1**):

Method A:

15

Methyl 5-alkyl-3-aminothiophene-2-carboxylates (**2**) can be prepared from the base catalyzed condensation of methyl thioglycolate (**3**) and 2-alkyl-2-chloroacrylonitrile (**4**). The preferred base is sodium methoxide. The preferred solvent is methanol and the preferred reaction temperatures are between 50-90° C. Purification of the  
 20 product can be accomplished by recrystallization, distillation or silica gel chromatography. This 3-aminothiophene (**2**) can be treated with phenyl chloroformate in the presence of a base. The preferred base is pyridine or triethylamine and the preferred solvent is THF. The resultant thiophene phenyl  
 25 carbamate (**5**) is reacted with an aromatic amine (**6**) in DMSO with a base, such as triethylamine, to give the urea product (**1**) which can be purified by recrystallization or silica gel chromatography.

Method A:

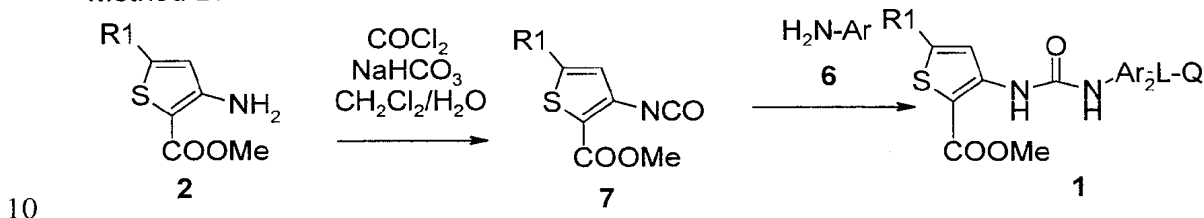


30

## Method B:

3-Aminothiophene (2) is dissolved in methylene chloride and aqueous sodium bicarbonate and cooled to 0° C. Phosgene is added and the thiophene isocyanate (7) is separated from the aqueous layer, dried and reacted with an aromatic amine (6) and a base, such as triethylamine, in a non-protic solvent, such as THF, to give the urea product (1).

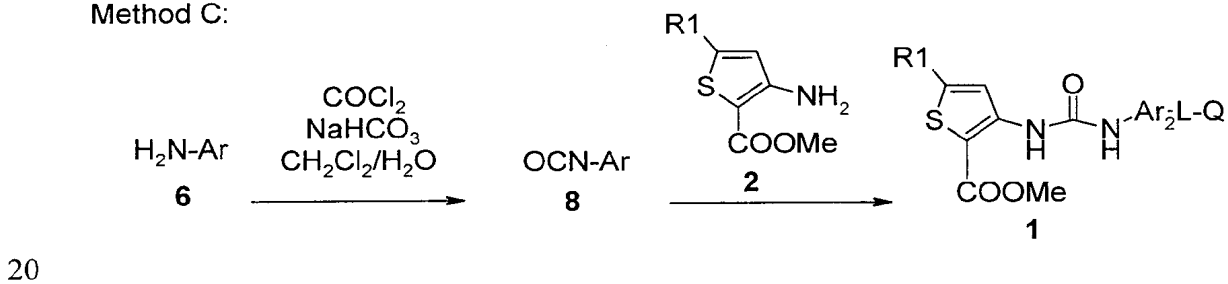
## Method B:



## Method C:

15 Aromatic amine (6) is dissolved in methylene chloride and aqueous sodium bicarbonate and cooled to 0° C. Phosgene is added and the aromatic isocyanate (8) is separated from the aqueous layer, dried and reacted with the thiophene amine (2) to give the urea product (1).

## Method C:



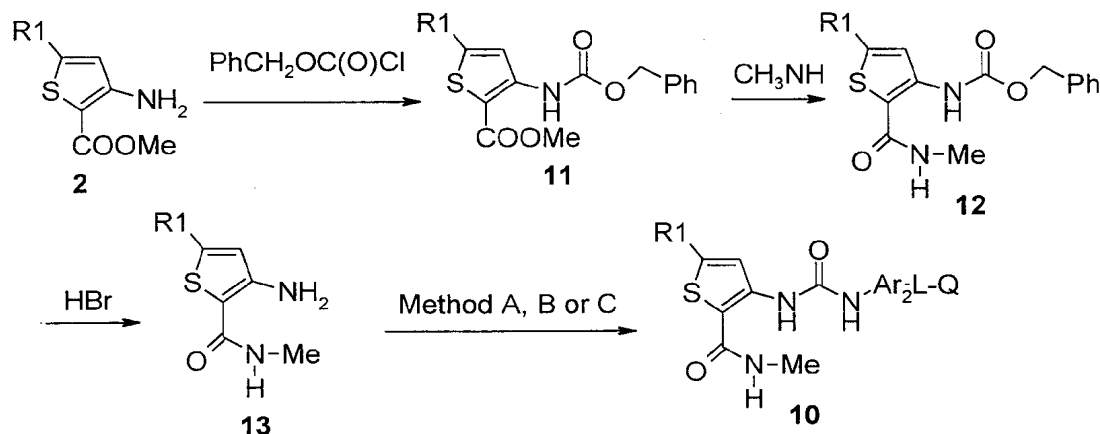
Preparation of 1-[2-methylcarbamoyl-5-alkyl-3-thienyl]-3-[aryl]-urea (10). Method D:

25 2-Methylcarbamoyl-5-alkyl-3-aminothiophenes (13) can be prepared from methyl 5-alkyl-3-aminothiophene-2-carboxylates (2) by reacting the amino group with benzyl chloroformate in a non-protic solvent, such as toluene, and a base, such as sodium carbonate. The resultant methyl 3-(N-carbobenzyloxyamino)-5-alkyl-thiophene-2-carboxylate (11) can be treated with methylamine and NaCN in a protic solvent, such as methanol, in a sealed vessel at elevated temperatures. The preferred temperatures are between 50-90° C. Purification of 2-methylcarbamoyl-5-alkyl-3-(N-carbobenzyloxyamino)thiophene (12) can be accomplished with silica gel chromatography. Removal of the carbobenzyloxy group can be accomplished with HBr in acetic acid to furnish amine (13). Urea formation with this amine can be

30

35 accomplished by Methods A, B or C, listed above, to give 1-[2-methylcarbamoyl-5-alkyl-3-thienyl]-3-[aryl]-urea (10).

Method D:

Preparation of 1-[2-(N-acetylaminoethyl)-5-alkyl-3-thienyl]-3-[aryl]-urea (**14**).

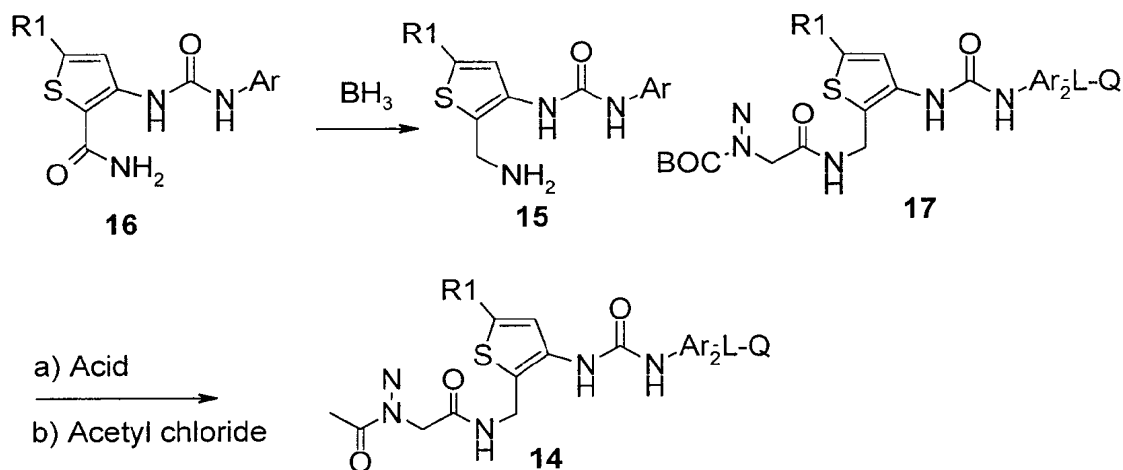
Method E:

5

1-[2-(Aminomethyl)-5-alkyl-3-thienyl]-3-[aryl]-urea (**15**) can be prepared by treatment of 1-[2-carbamoyl-5-alkyl-3-thienyl]-3-[aryl]-urea (**16**), which can be prepared according to Method D by replacing methylamine with ammonia, with a hydride reducing agent, such as borane in THF in a non-protic solvent, such as THF, at elevated temperatures, such as between 50-90° C, and purification by silica gel chromatography. An amide (**16**) can be prepared by coupling of this amine with an N-protected glycine, such as N-carbo-*tert*-butoxyglycine (**17**), with standard peptide forming reagents, such as dicyclohexylcarbodiimide and hydroxybenzotriazole, in a non-protic solvent, such as THF, and purification of the product with silica gel chromatography. Formation of the N-acetyl product (**14**) can be accomplished by treatment of (**16**) with acid to furnish amine (**17**) and subsequent reaction with an acylating reagent, such as acetyl chloride or acetic anhydride, in a non-protic solvent, such as THF, and purification by silica gel chromatography.

15

Method E:

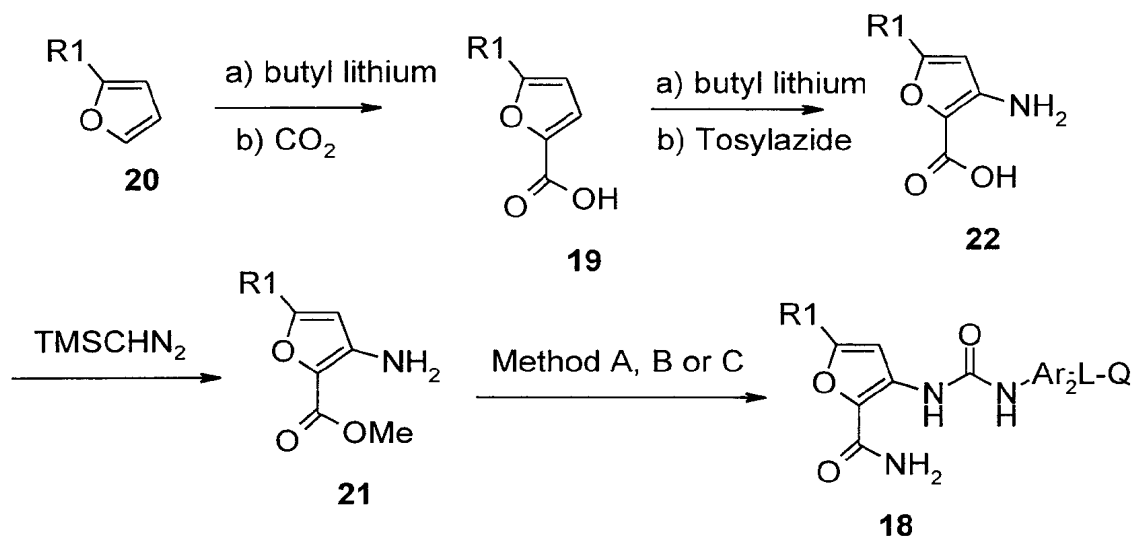


20

Preparation of 1-[2-carbomethoxy-5-alkyl-3-furyl]-3-[aryl]-urea (**18**). Method F:

5-Alkyl-furan-2-carboxylate (**19**) can be prepared by treatment of 2-alkyl-furan (**20**) with a strong base, such as butyl lithium, in a non-protic solvent, such as THF, at temperatures  $-78 - 0^{\circ}\text{C}$  and quenching with carbon dioxide. Methyl 5-alkyl-3-amino-furan-2-carboxylate (**21**) can be prepared by treatment of 5-alkyl-furan-2-carboxylate (**19**) with a strong base, such as butyl lithium, in a non-protic solvent, such as THF, at temperatures  $-78 - 0^{\circ}\text{C}$  and quenching with tosylazide. The carboxylic acid can be esterified with  $\text{TMSCHN}_2$  in methanol to give methyl 5-alkyl-3-amino-furan-2-carboxylate (**22**). Urea formation with this amine can be accomplished by Method A, B or C, as described above, to provide 1-[2-carbomethoxy-5-alkyl-3-furyl]-3-[aryl]-urea (**18**).

Method F:

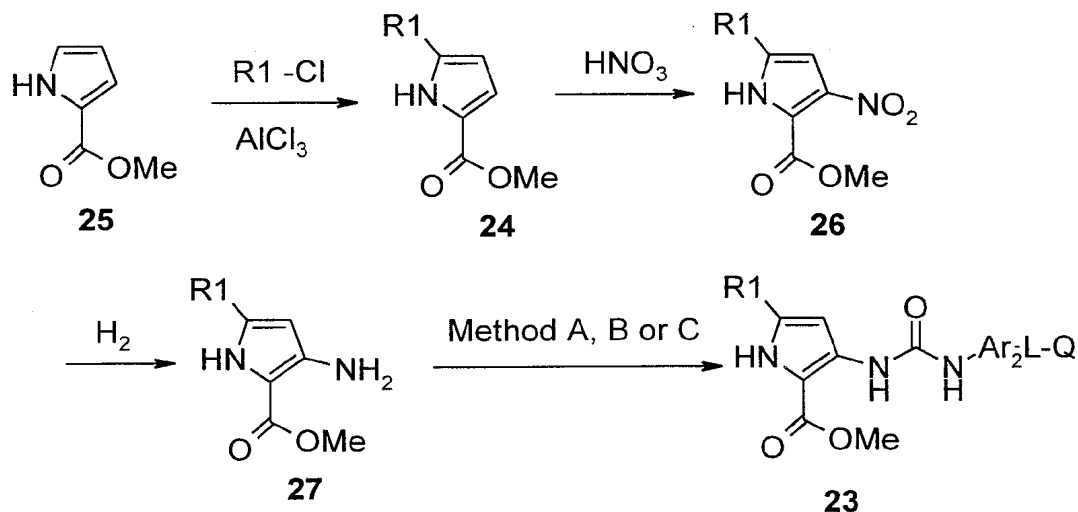


15 Preparation of 1-[2-carbomethoxy-5-alkyl-3-pyrrolyl]-3-[aryl]-urea (**23**). Method G:

Methyl 5-alkyl-pyrrole-2-carboxylate (**24**) can be prepared by treatment of methyl pyrrole-2-carboxylate (**25**) with a Lewis acid, such as  $\text{AlCl}_3$ , in a non-protic solvent, such as dichloromethane, and a chloroalkane, such as 2-chloro-2-methylpropane. Nitration of this product (**24**) can be accomplished with fuming nitric acid to afford methyl 5-alkyl-3-nitropyrrole-2-carboxylate (**26**) which upon hydrogenation with a palladium catalyst in a protic solvent, such as methanol, and purification with silica gel chromatography would afford methyl 5-alkyl-3-aminopyrrole-2-carboxylate (**27**). Urea formation with this amine by Method A, B or C, as described above, would furnish 1-[2-carbomethoxy-5-alkyl-3-pyrrolyl]-3-[aryl]-urea (**23**).



Method G:



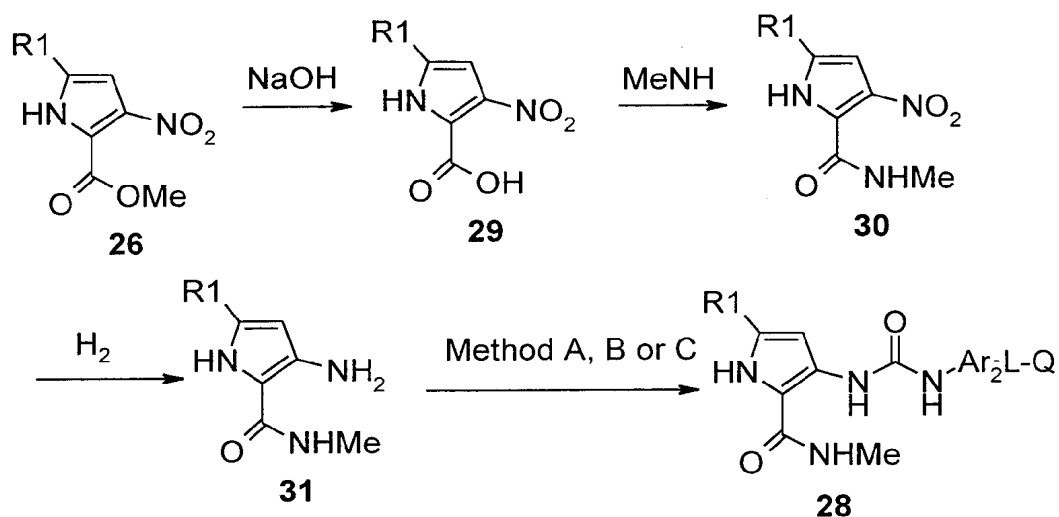
Preparation of 1-[2-methylcarbamoyl-5-alkyl-3-pyrrolyl]-3-[aryl]-urea (28). Method H:

5

5-Alkyl-3-nitropyrrole-2-carboxylate (29) can be prepared from methyl 5-alkyl-3-nitropyrrole-2-carboxylate (26), as prepared above, by treatment with alkali, such as sodium hydroxide, in solvent mixtures, such as THF, methanol and water, at temperatures between 50-90° C. Purification of the product can be accomplished by trituration or silica gel chromatography. Conversion of 5-alkyl-3-nitropyrrole-2-carboxylate (29) to 2-methylcarbamoyl-5-alkyl-3-nitropyrrole (30) can be accomplished by treatment with methylamine and amide forming reagents, such as EDCI, in non-protic solvents, such as THF and DMF. 2-Methylcarbamoyl-5-alkyl-3-aminopyrrole (31) can be prepared by reduction of the nitro group by hydrogen in the presence of a palladium catalyst in a non-protic solvent, such as ethyl acetate. Urea formation with this amine (31) can be accomplished by Method A, B or C, as described above, to furnish 1-[2-methylcarbamoyl-5-alkyl-3-pyrrolyl]-3-[aryl]-urea (28).

15

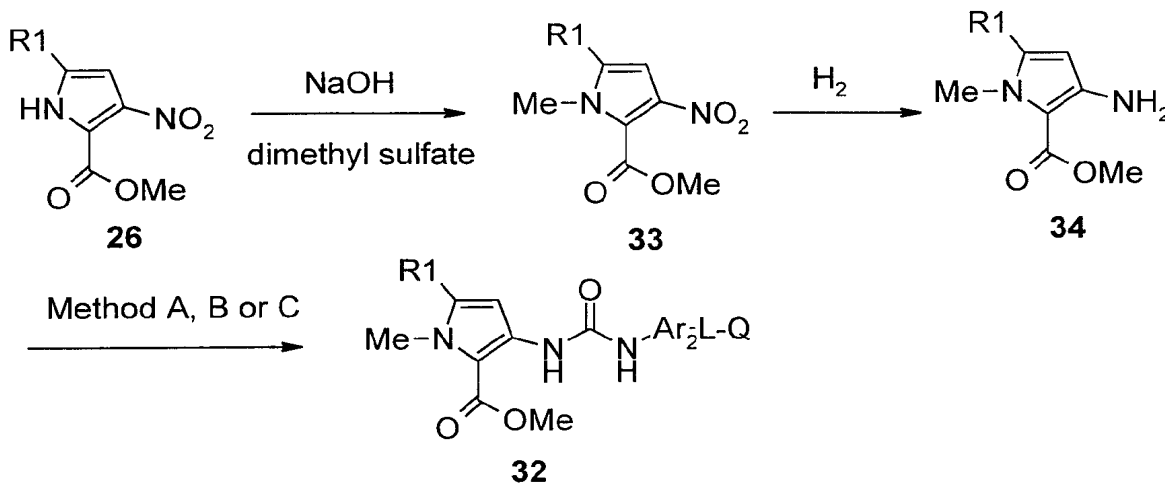
Method H:



Preparation of 1-[1-methyl-2-carbomethoxy-5-alkyl-3-pyrrolyl]-3-[aryl]-urea (**32**).  
Method I:

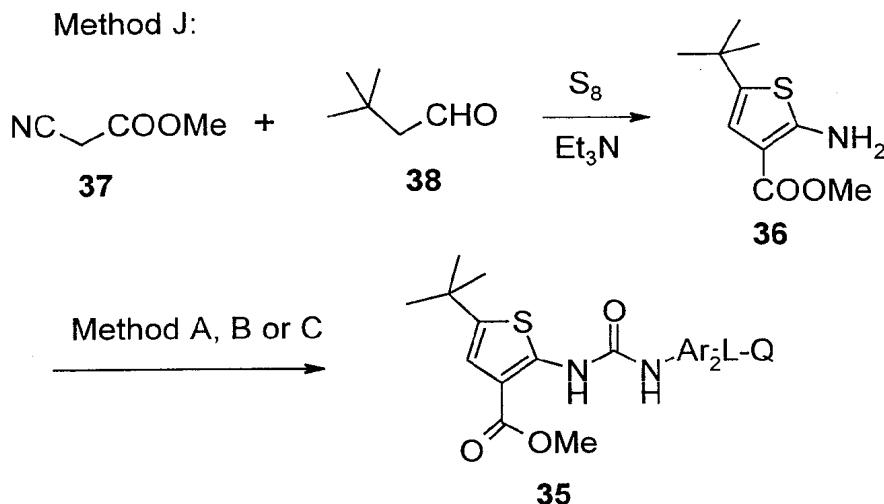
- 5 Methyl 1-methyl-5-alkyl-3-nitropyrrole-2-carboxylate (**33**) can be prepared by treating methyl 5-alkyl-3-nitropyrrole-2-carboxylate (**26**) with alkali, such as NaOH, in a mixture of a non-protic solvent, such as methylene chloride, and water with a phase transfer catalyst, such as benzyltributylammonium bromide, and a methylating agent, such as dimethyl sulfate. The preferred temperature is between 0-25° C.
- 10 Purification of methyl 1-methyl-5-alkyl-3-nitropyrrole-2-carboxylate (**33**) can be accomplished by silica gel chromatography. Reduction of the nitro group can be completed with hydrogen and a palladium catalyst, such as palladium on carbon. Urea formation with this amine (**34**) can be accomplished by Method A, B or C, as described above, to furnish 1-[1-methyl-2-carbomethoxy-5-alkyl-3-pyrrolyl]-3-
- 15 [aryl]-urea (**32**).

Method I:



- 20 Preparation 1-[2-carbomethoxy-5-*tert*-butyl-3-thienyl]-3-[aryl]-urea (**35**). Method J:

- 2-Carbomethoxy-5-*tert*-butyl-3-aminothiophene (**36**) can be prepared by the condensation of methyl cyanoacetate (**37**), 3,3-dimethylbutraldehyde (**38**) and sulfur in a non-protic base, such as DMF, and a base, such as triethylamine. Purification
- 25 of the product can be accomplished with silica gel chromatography. Urea formation with this amine (**36**) can be accomplished as described by Method A, B or C, as described above, to furnish 1-[2-carbomethoxy-5-*tert*-butyl-3-thienyl]-3-[aryl]-urea (**35**).

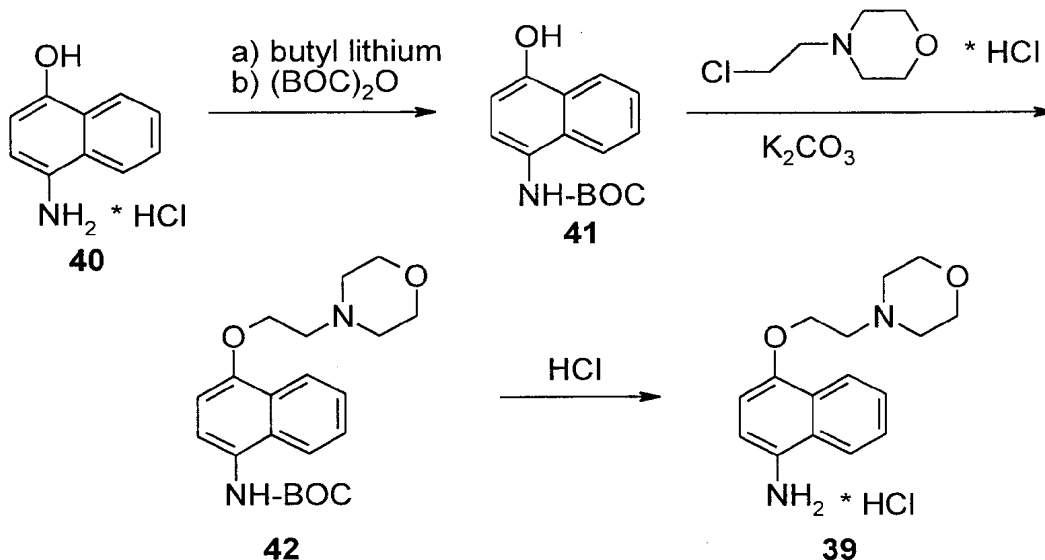


5 Preparation of  $\text{H}_2\text{N-Ar}_2\text{-L-Q}$  (IV) = 1-amino-4-(2-(morpholin-4-yl)ethoxy)naphthalene (39). Method K:

4-Amino-1-naphthol hydrochloride (40) can be neutralized with a base, such as n-butyl lithium, in a non-protic solvent, such as THF, and reacted with di-*tert*-butyl dicarbonate ((BOC)<sub>2</sub>O) at temperatures between -78 - 25° C. The product, 4-*tert*-butyloxycarbonylamino-1-naphthol (41) can be alkylated with 4-(2-chloroethyl)morpholine hydrochloride in a non-protic solvent, such as acetonitrile, with a base, such as powdered potassium carbonate, at temperatures between 60-80° C. Purification of the product 4-*tert*-butyloxycarbonylamino-1-(2-(morpholin-4-yl)ethoxy)naphthalene (42) can be accomplished by silica gel chromatography.

15 Removal of the BOC-protecting group can be accomplished with HCl in a non-protic solvent, such as dioxane, to furnish 1-amino-4-(2-(morpholin-4-yl)ethoxy)naphthalene (39) as the hydrochloride salt.

## Method K:



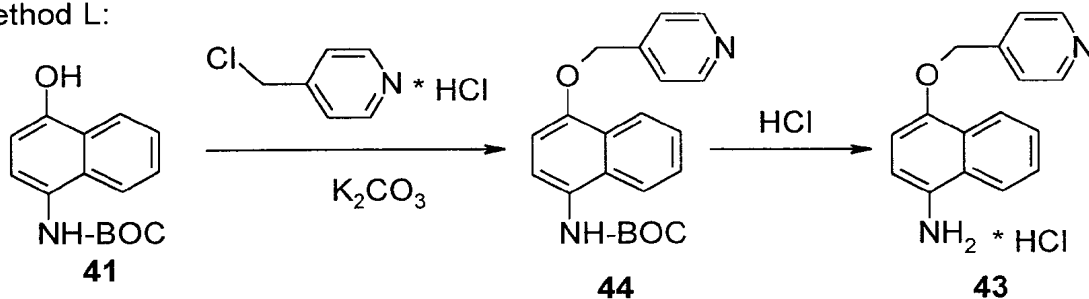
5 Preparation of H<sub>2</sub>N-Ar<sub>2</sub>-L-Q (**IV**) = 1-amino-4-(pyridin-4-yl-methoxy)naphthalene (**43**). Method L:

4-*tert*-Butyloxycarbonylamino-1-naphthol (**41**) can be alkylated with 4-chloromethylpyridine hydrochloride in a non-protic solvent, such as acetonitrile, with a base, such as powdered potassium carbonate, at temperatures between 60-80<sup>o</sup>

10 C. Purification of the product 4-*tert*-butyloxycarbonylamino-1-(pyridin-4-yl-methyl)naphthalene (**44**) can be accomplished by silica gel chromatography. Removal of the BOC-protecting group can be accomplished with HCl in a non-protic solvent, such as dioxane, to provide 1-amino-4-(pyridin-4-yl-methoxy)naphthalene (**43**) as the hydrochloride salt.

15

## Method L:



20 Preparation of H<sub>2</sub>N-Ar<sub>2</sub>-L-Q (**IV**) = 1-amino-4-(2-(1-oxo-thiomorpholin-4-yl)ethoxy)naphthalene (**45**). Method M:

4-*tert*-Butyloxycarbonylamino-1-naphthol (**41**) can be alkylated with 1-bromo-2-chloroethane in a non-protic solvent, such as acetonitrile, with a base, such as powdered potassium carbonate, at temperatures between 60-80<sup>o</sup>C. Purification of

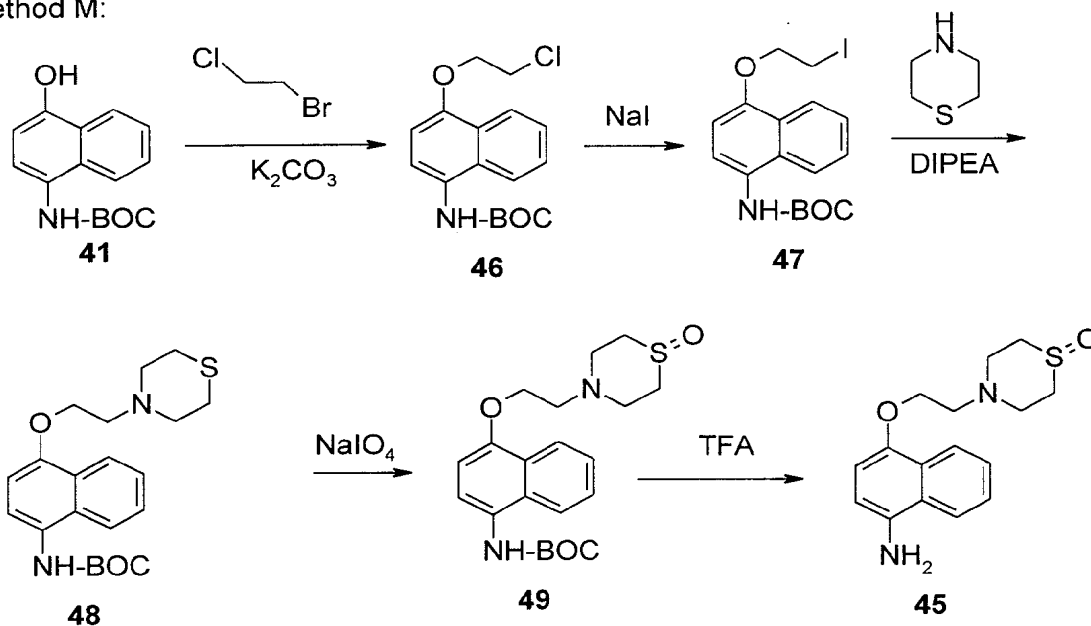
25 the product 4-*tert*-butyloxycarbonylamino-1-(2-chloroethoxy)naphthalene (**46**) can

be accomplished by silica gel chromatography. Conversion of 4-*tert*-butyloxycarbonylamino-1-(2-chloroethoxy)naphthalene (**46**) to 4-*tert*-butyloxycarbonylamino-1-(2-iodoethoxy)naphthalene (**47**) can be accomplished

- 5 Treatment of (**47**) with thiomorpholine in a non-protic solvent, such as DMF, and a base, such as di-*iso*-propyl-ethylamine (DIPEA), at room temperature can provide 4-*tert*-butyloxycarbonylamino-1-(2-(thiomorpholin-4-yl)ethoxy)naphthalene (**48**). Oxidation of the thiomorpholine to yield 4-*tert*-butyloxycarbonylamino-1-(2-(1-oxo-thiomorpholin-4-yl)ethoxy)naphthalene (**49**) can be accomplished with sodium
- 10 periodate in a protic solvent, such as ethanol, at temperatures between 0-25<sup>o</sup> C. Purification of the product can be performed by silica gel chromatography. Removal of the BOC-protecting group of (**49**) can be executed with trifluoroacetic acid in a non-protic solvent, such as methylene chloride, to furnish 1-amino-4-(2-(1-oxo-thiomorpholin-4-yl)ethoxy)naphthalene (**45**).

15

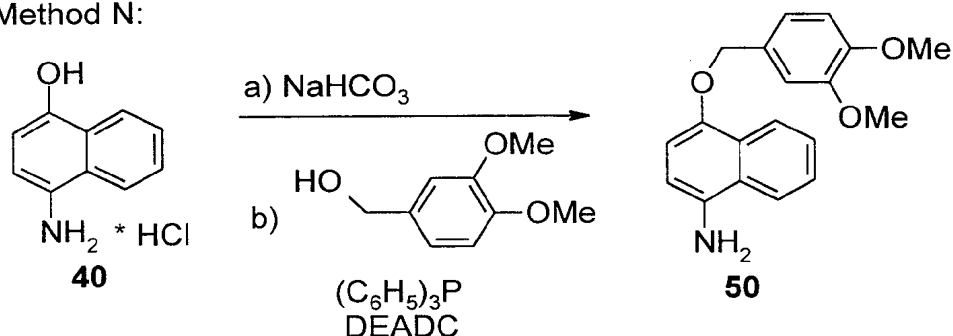
Method M:



- 20 Preparation of  $H_2N-Ar_2-L-Q$  (**IV**) = 1-amino-4-(3,4-dimethoxyphenyl)methoxy)naphthalene (**50**). Method N:

- 4-Amino-1-naphthol hydrochloride (**40**) can be neutralized with a base, such as aqueous sodium bicarbonate, in a non-protic solvent, such as ethyl acetate, and reacted with 3,4-dimethoxybenzyl alcohol, triphenyl phosphine and diethyl
- 25 azodicarboxylate (DEADC) in a non-protic solvent, such as THF, at temperatures between 0-25<sup>o</sup> C. Purification of 1-amino-4-(3,4-dimethoxyphenyl)methoxy)naphthalene (**50**) can be performed by silica gel chromatography.

Method N:



5

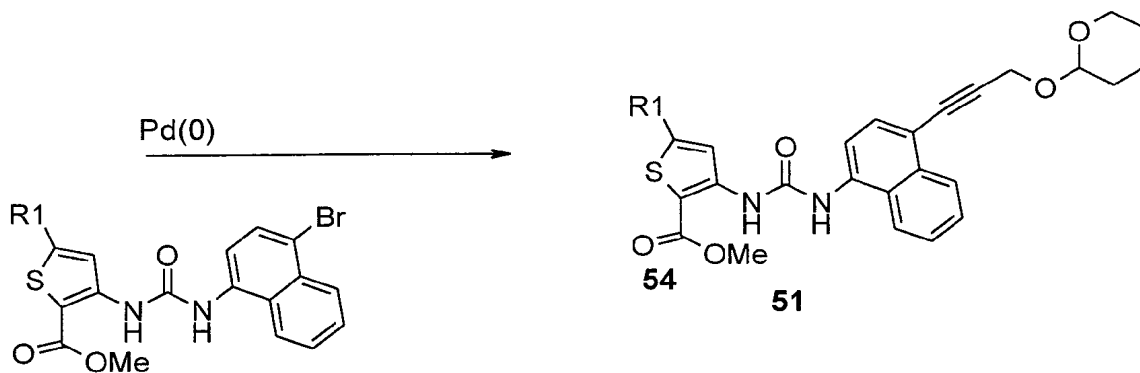
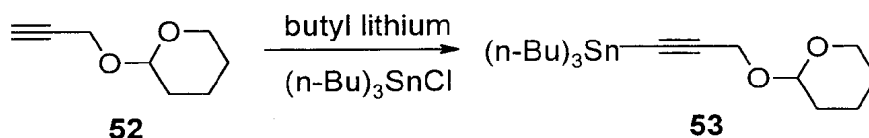
Preparation of (1) wherein  $\text{Ar}_2\text{-L-Q} = 3\text{-(tetrahydropyran-2-yl-oxy)propyn-1-yl)naphthal-1-ene}$  (**51**). Method O:

10

Tetrahydro-2-(2-propynyloxy)-2H-pyran (**52**) can be treated with a strong base, such as *n*-butyl lithium in a non-protic solvent, such as THF, at temperatures between  $-78\text{-}25^\circ\text{C}$  and quenched with tributyltin chloride to furnish tributyltin derivative (**53**). Coupling of (**53**) and bromonaphthalene urea (**54**), prepared as described in Method A, B or C using 1-amino-4-bromonaphthalene as **IV**, in a non-protic solvent, such as toluene, in the presence of BHT and a palladium(0) catalyst, such as tetrakis(triphenylphosphine)palladium(0), at temperatures between  $100\text{-}110^\circ\text{C}$  would furnish, after purification by silica gel chromatography, product (**51**).

15

Method O:



20

METHODS OF THERAPEUTIC USE

The compounds of the invention effectively block inflammatory cytokine production from cells. The inhibition of cytokine production is an attractive means for  
5 preventing and treating a variety of disorders associated with excess cytokine production, *e.g.*, diseases and pathological conditions involving inflammation. Thus, the compounds of the invention are useful for the treatment of such conditions. These encompass chronic inflammatory diseases including, but not limited to, osteoarthritis, multiple sclerosis, Guillain-Barre syndrome, Crohn's disease, ulcerative colitis,  
10 psoriasis, graft versus host disease, systemic lupus erythematosus and insulin-dependent diabetes mellitus. The compounds of the invention can also be used to treat other disorders associated with the activity of elevated levels of proinflammatory cytokines such as responses to various infectious agents and a number of diseases of autoimmunity such as rheumatoid arthritis, toxic shock syndrome, diabetes and  
15 inflammatory bowel diseases unrelated to those listed above are discussed in the Background of the Invention.

In addition, the compounds of the invention being inhibitors of cytokine production are expected to block inducible cyclooxygenase (COX-2) expression. COX-2  
20 expression has been shown to be increased by cytokines and it is believed to be the isoform of cyclooxygenase responsible for inflammation (M.K. O'Banion *et al.*, *Proc. Natl. Acad. Sci. U.S.A.*, 1992, 89, 4888.) Accordingly, the present novel compounds would be expected to exhibit efficacy against those disorders currently treated with COX inhibitors such as the familiar NSAIDs. These disorders include  
25 acute and chronic pain as well as symptoms of inflammation and cardiovascular disease.

As discussed in the Background of the Invention, IL-8 plays a role in the influx of neutrophils into sites of inflammation or injury. Therefore, in a yet further aspect of  
30 the invention, the compounds of the invention may be useful in the treatment of diseases mediated predominantly by neutrophils such as stroke and myocardial infarction, alone or following thrombolytic therapy, thermal injury, adult respiratory

distress syndrome (ARDS), multiple organ injury secondary to trauma, acute glomerulonephritis, dermatoses with acute inflammatory components, acute purulent meningitis or other central nervous system disorders, hemodialysis, leukopherisis, granulocyte transfusion associated syndromes, and necrotizing enterocolitis.

5

For therapeutic use, the compounds of the invention may be administered in any conventional dosage form in any conventional manner. Routes of administration include, but are not limited to, intravenously, intramuscularly, subcutaneously, intrasynovially, by infusion, sublingually, transdermally, orally, topically or by  
10 inhalation. The preferred modes of administration are oral and intravenous.

The compounds of this invention may be administered alone or in combination with adjuvants that enhance stability of the inhibitors, facilitate administration of pharmaceutical compositions containing them in certain embodiments, provide  
15 increased dissolution or dispersion, increase inhibitory activity, provide adjunct therapy, and the like, including other active ingredients. Advantageously, such combination therapies utilize lower dosages of the conventional therapeutics, thus avoiding possible toxicity and adverse side effects incurred when those agents are used as monotherapies. Compounds of the invention may be physically combined  
20 with the conventional therapeutics or other adjuvants into a single pharmaceutical composition. Advantageously, the compounds may then be administered together in a single dosage form. In some embodiments, the pharmaceutical compositions comprising such combinations of compounds contain at least about 5%, but more preferably at least about 20%, of a compound of formula (I) (w/w) or a combination  
25 thereof. The optimum percentage (w/w) of a compound of formula(I) may vary and is within the purview of those skilled in the art. Alternatively, the compounds may be administered separately (either serially or in parallel). Separate dosing allows for greater flexibility in the dosing regime.

30 As mentioned above, dosage forms of the compounds of this invention include pharmaceutically acceptable carriers and adjuvants known to those of ordinary skill in the art. These carriers and adjuvants include, for example, ion exchangers, alumina,



aluminum stearate, lecithin, serum proteins, buffer substances, water, salts or electrolytes and cellulose-based substances. Preferred dosage forms include, tablet, capsule, caplet, liquid, solution, suspension, emulsion, lozenges, syrup, reconstitutable powder, granule, suppository and transdermal patch. Methods for preparing such dosage forms are known (see, for example, H.C. Ansel and N.G. Popovich, *Pharmaceutical Dosage Forms and Drug Delivery Systems*, 5th ed., Lea and Febiger (1990)). Dosage levels and requirements are well-recognized in the art and may be selected by those of ordinary skill in the art from available methods and techniques suitable for a particular patient. In some embodiments, dosage levels range from about 10-1000 mg/dose for a 70 kg patient. Although one dose per day may be sufficient, up to 5 doses per day may be given. For oral doses, up to 2000 mg/day may be required. As the skilled artisan will appreciate, lower or higher doses may be required depending on particular factors. For instance, specific dosage and treatment regimens will depend on factors such as the patient's general health profile, the severity and course of the patient's disorder or disposition thereto, and the judgment of the treating physician.

## ASSESSMENT OF BIOLOGICAL PROPERTIES

### 20 **Inhibition of TNF Production in THP Cells**

The inhibition of cytokine production can be observed by measuring inhibition of TNF $\alpha$  in lipopolysaccharide stimulated THP cells. All cells and reagents are diluted in RPMI 1640 with phenol red and L-glutamine, supplemented with additional L-glutamine (total: 4 mM), penicillin and streptomycin (50 units/ml each) and fetal bovine serum (FBS, 3%) (GIBCO, all conc. final). Assay is performed under sterile conditions; only test compound preparation is nonsterile. Initial stock solutions are made in DMSO followed by dilution into RPMI 1640 2-fold higher than the desired final assay concentration. Confluent THP.1 cells ( $2 \times 10^6$  cells/ml, final conc.; American Type Culture Company, Rockville, MD) are added to 96 well polypropylene round bottomed culture plates (Costar 3790; sterile) containing

125  $\mu$ l test compound (2 fold concentrated) or DMSO vehicle (controls, blanks). DMSO concentration should not exceed 0.2% final. Cell mixture is allowed to preincubate for 30 min, 37°C, 5% CO<sub>2</sub> prior to stimulation with lipopolysaccharide (LPS; 1  $\mu$ g/ml final; Siga L-2630, from E.coli serotype 0111.B4; stored as 1  
5 mg/ml stock in endotoxin screened distilled H<sub>2</sub>O at -80°C). Blanks (unstimulated) receive H<sub>2</sub>O vehicle; final incubation volume is 250  $\mu$ l. Overnight incubation (18 - 24 hr) proceeds as described above. Assay is to be terminated by centrifuging plates 5 min, room temperature, 1600 rpm (400 x g); supernatants are then transferred to clean 96 well plates and stored -80°C until analyzed for human TNF $\alpha$   
10 by a commercially available ELISA kit (Biosource #KHC3015, Camarillo, CA). Data is analyzed by non-linear regression (Hill equation) to generate a dose response curve using SAS Software System (SAS institute, Inc., Cary, NC). The calculated IC<sub>50</sub> value is the concentration of the test compound that caused a 50% decrease in the maximal TNF $\alpha$  production.

15

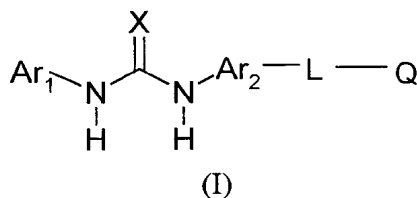
Preferred compounds of the invention will have an activity wherein the IC<sub>50</sub> < 10  $\mu$ M in this assay.

## 20 **Inhibition of other cytokines**

By similar methods using peripheral blood monocytic cells, appropriate stimuli, and commercially available ELISA kits for a particular cytokine, inhibition of IL-1 $\beta$ , GM-CSF, IL-6 and IL-8 can be demonstrated by preferred compounds.

**What is Claimed is:**

1. A Compound of the formula (I):



5

wherein:

Ar<sub>1</sub> is selected from the group consisting of pyrrole, pyrrolidine, pyrazole,  
 10 imidazole, oxazole, thiazole, furan, and thiophene;  
 and wherein Ar<sub>1</sub> may be substituted by one or more R<sub>1</sub>, R<sub>2</sub> or R<sub>3</sub>;

Ar<sub>2</sub> is:

15 phenyl, naphthyl, quinoline, isoquinoline, tetrahydronaphthyl, tetrahydroquinoline,  
 tetrahydroisoquinoline, benzimidazole, benzofuran, indanyl, indenyl or indole each  
 being optionally substituted with one to three R<sub>10</sub> groups;

20 L is a C<sub>1-10</sub> saturated or unsaturated branched or unbranched carbon chain;  
 wherein one or more methylene groups are optionally independently replaced by O, N  
 or S; wherein L is optionally independently substituted with 0-2 oxo groups or one or  
 more C<sub>1-4</sub> branched or unbranched alkyl which may be substituted by one or more  
 halogen atoms;

25

Q is selected from the group consisting of:

a) phenyl, naphthyl, pyridine, pyrimidine, pyridazine, imidazole,  
 benzimidazole, furan, thiophene, pyran, naphthyridine, oxazo[4,5-*b*]pyridine and  
 30 imidazo[4,5-*b*]pyridine, which are optionally substituted with one to three groups  
 selected from the group consisting of halogen, C<sub>1-6</sub> alkyl, C<sub>1-6</sub> alkoxy, hydroxy,  
 mono- or di-(C<sub>1-3</sub> alkyl)amino, C<sub>1-6</sub> alkyl-S(O)<sub>m</sub> and phenylamino wherein the phenyl

ring is optionally substituted with one to two groups selected from the group consisting of halogen, C<sub>1-6</sub> alkyl and C<sub>1-6</sub> alkoxy;

b) tetrahydropyran, tetrahydrofuran, 1,3-dioxolanone, 1,3-dioxanone, 1,4-dioxane, morpholine, thiomorpholine, thiomorpholine sulfoxide, piperidine, piperidinone, tetrahydropyrimidone, cyclohexanone, cyclohexanol, pentamethylene sulfide, pentamethylene sulfoxide, pentamethylene sulfone, tetramethylene sulfide, tetramethylene sulfoxide and tetramethylene sulfone which are optionally substituted with one to three groups selected from the group consisting of C<sub>1-6</sub> alkyl, C<sub>1-6</sub> alkoxy, hydroxy, mono- or di-(C<sub>1-3</sub> alkyl)amino-C<sub>1-3</sub> alkyl, phenylamino-C<sub>1-3</sub> alkyl and C<sub>1-3</sub> alkoxy-C<sub>1-3</sub> alkyl; and

c) C<sub>1-6</sub> alkoxy, secondary or tertiary amine wherein the amino nitrogen is covalently bonded to groups selected from the group consisting of C<sub>1-3</sub> alkyl and C<sub>1-5</sub> alkoxyalkyl, phenylamino, wherein the phenyl ring is optionally substituted with one to two groups selected from the group consisting of halogen, C<sub>1-6</sub> alkoxy, hydroxy or mono- or di-(C<sub>1-3</sub> alkyl)amino, C<sub>1-6</sub> alkyl-S(O)<sub>r</sub>, phenyl-S(O)<sub>i</sub> wherein the phenyl ring is optionally substituted with one to two groups selected from the group consisting of halogen, C<sub>1-6</sub> alkoxy, hydroxy or mono- or di-(C<sub>1-3</sub> alkyl)amino;

20

R<sub>1</sub> is selected from the group consisting of:

a) C<sub>3-10</sub> branched or unbranched alkyl, which may optionally be partially or fully halogenated, and optionally substituted with one to three phenyl, naphthyl or heterocyclyl groups selected from the group consisting of pyridinyl, pyrimidinyl, pyrazinyl, pyridazinyl, pyrrolyl, imidazolyl, pyrazolyl, thienyl, furyl, isoxazolyl and isothiazolyl; each such phenyl, naphthyl or heterocyclyl, selected from the group hereinabove described, being substituted with 0 to 5 groups selected from the group consisting of halogen, C<sub>1-6</sub> branched or unbranched alkyl which is optionally partially or fully halogenated, C<sub>3-8</sub> cycloalkyl, C<sub>5-8</sub> cycloalkenyl, hydroxy, cyano, C<sub>1-3</sub> alkoxy which is optionally partially or fully halogenated, NH<sub>2</sub>C(O) and di(C<sub>1-3</sub>)alkylaminocarbonyl;

30

- b) C<sub>3-7</sub> cycloalkyl selected from the group consisting of cyclopropyl, cyclobutyl, cyclopentanyl, cyclohexanyl, cycloheptanyl, bicyclopentanyl, bicyclohexanyl and bicycloheptanyl, which may optionally be partially or fully halogenated and which  
5 may optionally be substituted with one to three C<sub>1-3</sub> alkyl groups, or an analog of such cycloalkyl group wherein one to three ring methylene groups are replaced by groups independently selected from O, S, CHOH, >C=O, >C=S and NH;
- c) C<sub>3-10</sub> branched alkenyl which may optionally be partially or fully halogenated,  
10 and which optionally be substituted with one to three C<sub>1-5</sub> branched or unbranched alkyl, phenyl, naphthyl or heterocyclyl groups, with each such heterocyclyl group being independently selected from the group consisting of pyridinyl, pyrimidinyl, pyrazinyl, pyridazinyl, pyrrolyl, imidazolyl, pyrazolyl, thienyl, furyl, isoxazolyl and isothiazolyl, and each such phenyl, naphthyl or heterocyclyl group being  
15 substituted with 0 to 5 groups selected from halogen, C<sub>1-6</sub> branched or unbranched alkyl which is optionally partially or fully halogenated, cyclopropyl, cyclobutyl, cyclopentanyl, cyclohexanyl, cycloheptanyl, bicyclopentanyl, bicyclohexanyl and bicycloheptanyl, hydroxy, cyano, C<sub>1-3</sub> alkoxy which is optionally partially or fully halogenated, NH<sub>2</sub>C(O) and mono- or di(C<sub>1-3</sub>)alkylaminocarbonyl;  
20
- d) C<sub>5-7</sub> cycloalkenyl, selected from the group consisting of cyclopentenyl, cyclohexenyl, cyclohexadienyl, cycloheptenyl, cycloheptadienyl, bicyclohexenyl and bicycloheptenyl, wherein such cycloalkenyl group may optionally be substituted with one to three C<sub>1-3</sub> alkyl groups;  
25
- e) cyano; and,  
f) methoxycarbonyl, ethoxycarbonyl and propoxycarbonyl;

R<sub>2</sub> is selected from the group consisting of:

30

hydrogen, C<sub>1-6</sub> branched or unbranched alkyl which may optionally be partially or fully halogenated, acetyl, aroyl, C<sub>1-4</sub> branched or unbranched alkoxy which may

optionally be partially or fully halogenated, halogen, methoxycarbonyl and phenylsulfonyl;

R<sub>3</sub> is :

5 halogen, -COOR<sub>4</sub>, -CN, -CONR<sub>5</sub>R<sub>6</sub> or -CH<sub>2</sub>NHR<sub>7</sub>;

R<sub>4</sub> is hydrogen or C<sub>1-4</sub>-alkyl;

R<sub>5</sub> is hydrogen;

R<sub>6</sub> is methyl;

R<sub>7</sub> is hydrogen, methyl or -C(O)R<sub>8</sub>;

10 R<sub>8</sub> is hydrogen or methyl optionally substituted by N(R<sub>9</sub>)<sub>2</sub> or COOR<sub>9</sub>;

R<sub>9</sub> is C<sub>1-6</sub>-alkyl;

R<sub>10</sub> is selected from the group consisting of:

a C<sub>1-6</sub> branched or unbranched alkyl which may optionally be partially or fully halogenated, acetyl, aroyl, C<sub>1-4</sub> branched or unbranched alkoxy which may optionally be partially or fully halogenated, halogen, methoxycarbonyl and phenylsulfonyl;

m is 0, 1 or 2;

20 r is 0, 1 or 2;

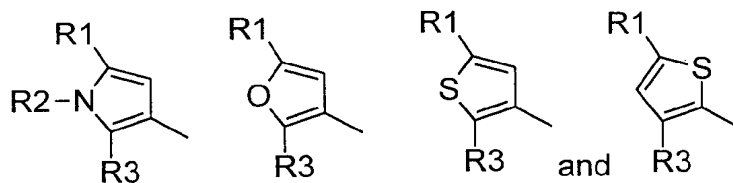
t is 0, 1 or 2;

X is O or S and

25 pharmaceutically acceptable derivatives thereof.

2. The Compound according to claim 1 wherein

30 Ar<sub>1</sub> is selected from the group consisting of:



3. A compound according to claim 2 wherein Ar<sub>2</sub> is naphthyl, tetrahydronaphthyl, indanyl or indenyl.

5

4. A compound according to claim 3 wherein Ar<sub>2</sub> is naphthyl.

5. A compound according to claim 4 wherein

Ar<sub>2</sub> is 1-naphthyl;

10 L is a C<sub>1-6</sub> saturated or unsaturated branched or unbranched carbon chain wherein

15 one or more methylene groups are optionally independently replaced by O, N or S; wherein L is optionally independently substituted with 0-2 oxo groups and one or more C<sub>1-4</sub> branched or unbranched alkyl which may be substituted by one or more halogen atoms;

R<sub>1</sub> is C<sub>1-4</sub> alkyl branched or unbranched, cyclopropyl or cyclohexyl which may optionally be partially or fully halogenated and which may optionally be substituted with one to three C<sub>1-3</sub> alkyl groups; and

R<sub>3</sub> is -COOR<sub>4</sub>, -CN, -CONR<sub>5</sub>R<sub>6</sub> or -CH<sub>2</sub>NHR<sub>7</sub>.

20

6. A compound according to claim 5 wherein L is a C<sub>1-5</sub> saturated carbon chain wherein one or more methylene groups are optionally independently replaced by O, N or S; wherein said linking group is optionally substituted with 0-2 oxo groups and one or more C<sub>1-4</sub> branched or unbranched alkyl which may be substituted by one or more halogen atoms;

25

and

X is O.

7. A compound according to claim 6 wherein L is propoxy, ethoxy or methoxy each being optionally substituted with 0-2 oxo groups and one or more C<sub>1-4</sub> branched or unbranched alkyl which may be substituted by one or more halogen atoms.
- 5 8. A compound according to claim 7 wherein L is ethoxy optionally substituted with an oxo group and one or more C<sub>1-4</sub> branched or unbranched alkyl which may be substituted by one or more halogen atoms.
9. A compound according to claim 6 wherein L is methyl or propyl each being  
10 optionally substituted with 0-2 oxo groups and one or more C<sub>1-4</sub> branched or unbranched alkyl which may be substituted by one or more halogen atoms
10. A compound according to claim 6 wherein L is C<sub>3-5</sub> acetylene optionally substituted with 0-2 oxo groups and one or more C<sub>1-4</sub> branched or unbranched alkyl  
15 which may be substituted by one or more halogen atoms
11. A compound according to claim 6 wherein L is methylamino optionally substituted with an oxo group and one or more C<sub>1-4</sub> branched or unbranched alkyl which may be substituted by one or more halogen atoms.  
20
12. A compound according to claim 5 wherein  
Ar<sub>1</sub> is selected from the group consisting of 5-*tert*-butyl-3-thienyl and 5-*tert*-butyl-3-pyrrolyl each optionally substituted by R<sub>1</sub> or R<sub>3</sub> as defined hereinabove in  
25 claim 5.
13. A compound selected from the group consisting of:  
1-[2-Carbomethoxy-5-*tert*-butyl-3-thienyl]-3-[4-(2-morpholin-4-yl-ethoxy)naphthalen-1-yl]-urea;  
30 1-[2-Methylcarbamoyl-5-*tert*-butyl-3-thienyl]-3-[4-(2-morpholin-4-yl-ethoxy)naphthalen-1-yl]-urea;



- 1-[2-Methylcarbamoyl-5-*tert*-butyl-3-thienyl]-3-[4-(2-(*trans*-2,6-dimethylmorpholin-4-yl)ethoxy)naphthalen-1-yl]-urea;
- 5 1-[2-Methylcarbamoyl-5-*tert*-butyl-3-thienyl]-3-[4-(2-(2-dimethylaminomethyl)dimethylmorpholin-4-yl)ethoxy)naphthalen-1-yl]-urea;
- 1-[2-Carbomethoxy-5-*tert*-butyl-3-thienyl]-3-[4-(2-(1-oxothiomorpholin-4-yl)ethoxy)naphthalen-1-yl]-urea;
- 10 1-[2-Methylcarbamoyl-5-*tert*-butyl-3-thienyl]-3-[4-(2-(1-oxothiomorpholin-4-yl)ethoxy)naphthalen-1-yl]-urea;
- 1-[3-Carbomethoxy-5-*tert*-butyl-2-thienyl]-3-[4-(2-(1-oxothiomorpholin-4-yl)ethoxy)naphthalen-1-yl]-urea;
- 15 1-[2-Carbomethoxy-5-*tert*-butyl-3-thienyl]-3-[4-(2-(tetrahydropyran-4-yl)ethoxy)naphthalen-1-yl]-urea;
- 1-[2-Methylcarbamoyl-5-*tert*-butyl-3-thienyl]-3-[4-(2-(tetrahydropyran-4-yl)ethoxy)naphthalen-1-yl]-urea;
- 20 1-[3-Carbomethoxy-5-*tert*-butyl-2-thienyl]-3-[4-(2-(tetrahydropyran-4-yl)ethoxy)naphthalen-1-yl]-urea;
- 1-[2-Carbomethoxy-5-*tert*-butyl-3-thienyl]-3-[4-(2-(1-oxo-tetrahydrothiophen-3-yl)ethoxy)naphthalen-1-yl]-urea;
- 25 1-[2-Methylcarbamoyl-5-*tert*-butyl-3-thienyl]-3-[4-(2-(1-oxo-tetrahydrothiophen-3-yl)ethoxy)naphthalen-1-yl]-urea;
- 30 1-[2-Carbomethoxy-5-*tert*-butyl-3-thienyl]-3-[4-(pyridin-4-yl-methoxy)naphthalen-1-yl]-urea;
- 1-[2-Methylcarbamoyl-5-*tert*-butyl-3-thienyl]-3-[4-(pyridin-4-yl-methoxy)naphthalen-1-yl]-urea;
- 35 1-[2-Carbomethoxy-5-*tert*-butyl-3-thienyl]-3-[4-(2-imidazol-1-yl-ethoxy)naphthalen-1-yl]-urea;
- 1-[2-Carbomethoxy-5-*tert*-butyl-3-thienyl]-3-[4-(2-(3,4-dimethoxyphenyl)-ethoxy)naphthalen-1-yl]-urea;
- 40 1-[2-Methylcarbamoyl-5-*tert*-butyl-3-thienyl]-3-[4-(2-(3,4-dimethoxyphenyl)-ethoxy)naphthalen-1-yl]-urea;
- 45 1-[2-Carbomethoxy-5-*tert*-butyl-3-pyrrolyl]-3-[4-(2-morpholin-4-yl-ethoxy)naphthalen-1-yl]-urea;

- 1-[2-Methylcarbamoyl-5-*tert*-butyl-3-pyrrolyl]-3-[4-(2-morpholin-4-yl-ethoxy)naphthalen-1-yl]-urea;
- 5 1-[1-Methyl-2-carbomethoxy-5-*tert*-butyl-3-pyrrolyl]-3-[4-(2-morpholin-4-yl-ethoxy)naphthalen-1-yl]-urea;
- 1-[2-Carbomethoxy-5-*tert*-butyl-3-pyrrolyl]-3-[4-(2-(1-oxothiomorpholin-4-yl)ethoxy)naphthalen-1-yl]-urea;
- 10 1-[2-Methylcarbamoyl-5-*tert*-butyl-3-pyrrolyl]-3-[4-(2-(1-oxothiomorpholin-4-yl)ethoxy)naphthalen-1-yl]-urea;
- 1-[1-Methyl-2-carbomethoxy-5-*tert*-butyl-3-pyrrolyl]-3-[4-(2-(1-oxothiomorpholin-4-yl)ethoxy)naphthalen-1-yl]-urea;
- 15 1-[2-Carbomethoxy-5-*tert*-butyl-3-pyrrolyl]-3-[4-(2-(tetrahydropyran-4-yl)ethoxy)naphthalen-1-yl]-urea;
- 20 1-[2-Methylcarbamoyl-5-*tert*-butyl-3-pyrrolyl]-3-[4-(2-(tetrahydropyran-4-yl)ethoxy)naphthalen-1-yl]-urea;
- 1-[2-Carbomethoxy-5-*tert*-butyl-3-pyrrolyl]-3-[4-(2-(1-oxo-tetrahydrothiophen-3-yl)ethoxy)naphthalen-1-yl]-urea;
- 25 1-[2-Methylcarbamoyl-5-*tert*-butyl-3-pyrrolyl]-3-[4-(2-(1-oxo-tetrahydrothiophen-3-yl)ethoxy)naphthalen-1-yl]-urea;
- 1-[1-Methyl-2-carbomethoxy-5-*tert*-butyl-3-pyrrolyl]-3-[4-(2-(1-oxo-tetrahydrothiophen-3-yl)ethoxy)naphthalen-1-yl]-urea;
- 30 1-[2-Carbomethoxy-5-*tert*-butyl-3-pyrrolyl]-3-[4-(pyridin-4-yl-methoxy)naphthalen-1-yl]-urea;
- 35 1-[2-Methylcarbamoyl-5-*tert*-butyl-3-pyrrolyl]-3-[4-(pyridin-4-yl-methoxy)naphthalen-1-yl]-urea;
- 1-[2-Carbomethoxy-5-*tert*-butyl-3-pyrrolyl]-3-[4-(2-pyridin-4-yl-ethoxy)naphthalen-1-yl]-urea;
- 40 1-[2-Carbomethoxy-5-*tert*-butyl-3-pyrrolyl]-3-[4-(2-imidazol-1-yl-ethoxy)naphthalen-1-yl]-urea;
- 45 1-[2-Carbomethoxy-5-*tert*-butyl-3-pyrrolyl]-3-[4-(2-(3,4-dimethoxyphenyl)-ethoxy)naphthalen-1-yl]-urea;
- 1-[2-Methylcarbamoyl-5-*tert*-butyl-3-pyrrolyl]-3-[4-(2-(3,4-dimethoxyphenyl)-ethoxy)naphthalen-1-yl]-urea;

and pharmaceutically acceptable derivatives thereof.

5

14. A method of treating an inflammatory disease which comprises administering to a patient in need of such treatment a therapeutically effective amount of a compound according to claim 1.

10

15. The method according to claim 14 wherein the inflammatory disease is selected from the groups consisting of osteoarthritis, multiple sclerosis, Guillain-Barre syndrome, Crohn's disease, ulcerative colitis, psoriasis, graft versus host disease, systemic lupus erythematosus and diabetes.

15

16. A method of treating an autoimmune disease which comprises administering to a patient in need of such treatment a therapeutically effective amount of a compound according to claim 1.

20

17. The method according to claim 16 wherein the autoimmune disease is selected from the groups consisting of as rheumatoid arthritis, toxic shock syndrome, diabetes and inflammatory bowel diseases.

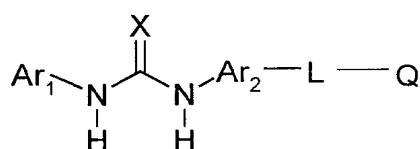
25

18. A method of treating a disease mediated directly or indirectly by cytokines wherein said disease is selected from the group consisting of osteoporosis, Alzheimer's disease, acute and chronic pain, said method comprises administering to a patient in need of such treatment a therapeutically effective amount of a compound according to claim 1.

19. A method of treating a neutrophil-mediated disease selected from the group consisting of stroke, myocardial infarction, thermal injury, adult respiratory distress syndrome (ARDS), multiple organ injury secondary to trauma, acute glomerulonephritis, dermatoses with acute inflammatory components, acute purulent  
 5 meningitis, hemodialysis, leukopherisis, granulocyte transfusion associated syndromes and necrotizing enterocolitis, said method comprises administering to a patient in need of such treatment a therapeutically effective amount of a compound according to claim 1.

10

20. A process of making a compound of the formula(I) according to claim 1

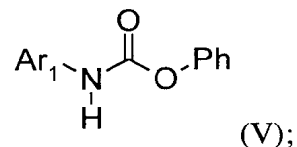


(I)

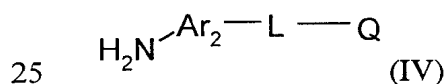
15 wherein Ar<sub>1</sub>, Ar<sub>2</sub>, L and Q are defined as in claim 1, and X is O;

comprising:

(a) reacting an aminoheterocycle of the formula (II): Ar<sub>1</sub>-NH<sub>2</sub> with phenyl  
 20 chloroformate in a suitable solvent in the presence of a suitable base to form a carbamate compound of the formula (V):



(b) reacting the carbamate of the formula (V) from step (a) with an arylamine of the formula (IV) in a suitable polar solvent in the presence of a suitable base:



to form a compound of the formula (I).

21. A pharmaceutical composition comprising a pharmaceutically effective amount of the compound according to claim 1.

# INTERNATIONAL SEARCH REPORT

International Application No

PCT/US 00/02008

**A. CLASSIFICATION OF SUBJECT MATTER**

IPC 7 C07D333/38 C07D409/12 C07D333/48 C07D207/40 C07D405/12  
 C07D401/12 C07D403/12 A61K31/40 A61K31/34 A61K31/38  
 A61K31/44

According to International Patent Classification (IPC) or to both national classification and IPC

**B. FIELDS SEARCHED**

Minimum documentation searched (classification system followed by classification symbols)

IPC 7 C07D

Documentation searched other than minimum documentation to the extent that such documents are included in the fields searched

Electronic data base consulted during the international search (name of data base and, where practical, search terms used)

**C. DOCUMENTS CONSIDERED TO BE RELEVANT**

Category °	Citation of document, with indication, where appropriate, of the relevant passages	Relevant to claim No.
X	US 5 162 360 A (CRESWELL ET. AL.) 10 November 1992 (1992-11-10) cited in the application column 1, line 59 -column 3, line 40 ---	1
Y	WO 98 52558 A (BAYER) 26 November 1998 (1998-11-26) cited in the application page 6, line 26 -page 8, line 4; claims; examples ---	1-21
Y	WO 96 25157 A (SMITHKLINE BEECHAM) 22 August 1996 (1996-08-22) page 88, line 20 -page 89, line 36; claims; examples --- -/--	1-21

Further documents are listed in the continuation of box C.

Patent family members are listed in annex.

° Special categories of cited documents :

- "A" document defining the general state of the art which is not considered to be of particular relevance
- "E" earlier document but published on or after the international filing date
- "L" document which may throw doubts on priority claim(s) or which is cited to establish the publication date of another citation or other special reason (as specified)
- "O" document referring to an oral disclosure, use, exhibition or other means
- "P" document published prior to the international filing date but later than the priority date claimed

- "T" later document published after the international filing date or priority date and not in conflict with the application but cited to understand the principle or theory underlying the invention
- "X" document of particular relevance; the claimed invention cannot be considered novel or cannot be considered to involve an inventive step when the document is taken alone
- "Y" document of particular relevance; the claimed invention cannot be considered to involve an inventive step when the document is combined with one or more other such documents, such combination being obvious to a person skilled in the art.
- "&" document member of the same patent family

Date of the actual completion of the international search

9 June 2000

Date of mailing of the international search report

23. 06. 00

Name and mailing address of the ISA

European Patent Office, P.B. 5818 Patentlaan 2  
 NL - 2280 HV Rijswijk  
 Tel. (+31-70) 340-2040, Tx. 31 651 epo nl,  
 Fax: (+31-70) 340-3016

Authorized officer

Helps, I

# INTERNATIONAL SEARCH REPORT

Int ional Application No  
PCT/US 00/02008

C.(Continuation) DOCUMENTS CONSIDERED TO BE RELEVANT		
Category °	Citation of document, with indication, where appropriate, of the relevant passages	Relevant to claim No.
P,X	WO 99 32111 A (BAYER) 1 July 1999 (1999-07-01)  page 35 lines 10-15, page 65 lines 12-15, Table 3, compounds 240-244 and 249 ----	1,2,6,9, 12, 14-19,21
P,X	WO 99 32110 A (BAYER) 1 July 1999 (1999-07-01)  page 35, lines 20-24, page 38 lines 1-4, Table 1, compounds 21-31 ----	1,2,6,9, 12, 14-19,21
P,X	WO 99 32106 A (BAYER) 1 July 1999 (1999-07-01)  page 72, lines 18-20, Table 3, compounds 314-9, 323,324, 326 ----	1,2,6,9, 12, 14-19,21
P,Y	WO 99 32463 A (BAYER ) 1 July 1999 (1999-07-01) page 6, line 25 -page 7, line 17; claims; examples -----	1-21

# INTERNATIONAL SEARCH REPORT

International application No.  
PCT/US 00/02008

## Box I Observations where certain claims were found unsearchable (Continuation of item 1 of first sheet)

This International Search Report has not been established in respect of certain claims under Article 17(2)(a) for the following reasons:

1.  Claims Nos.:  
because they relate to subject matter not required to be searched by this Authority, namely:  
Although claims 14-19 are directed to a method of treatment of the human/animal body, the search has been carried out and based on the alleged effects of the compound/composition.
2.  Claims Nos.:  
because they relate to parts of the International Application that do not comply with the prescribed requirements to such an extent that no meaningful International Search can be carried out, specifically:
3.  Claims Nos.:  
because they are dependent claims and are not drafted in accordance with the second and third sentences of Rule 6.4(a).

## Box II Observations where unity of invention is lacking (Continuation of item 2 of first sheet)

This International Searching Authority found multiple inventions in this international application, as follows:

1.  As all required additional search fees were timely paid by the applicant, this International Search Report covers all searchable claims.
2.  As all searchable claims could be searched without effort justifying an additional fee, this Authority did not invite payment of any additional fee.
3.  As only some of the required additional search fees were timely paid by the applicant, this International Search Report covers only those claims for which fees were paid, specifically claims Nos.:
4.  No required additional search fees were timely paid by the applicant. Consequently, this International Search Report is restricted to the invention first mentioned in the claims; it is covered by claims Nos.:

### Remark on Protest

- The additional search fees were accompanied by the applicant's protest.
- No protest accompanied the payment of additional search fees.



# INTERNATIONAL SEARCH REPORT

Information on patent family members

International Application No  
PCT/US 00/02008

Patent document cited in search report	Publication date	Patent family member(s)	Publication date
US 5162360 A	10-11-1992	NONE	
WO 9852558 A	26-11-1998	AU 7585498 A	11-12-1998
WO 9625157 A	22-08-1996	EP 0809492 A JP 11503110 T NO 983737 A US 5886044 A US 5780483 A	03-12-1997 23-03-1999 14-10-1998 23-03-1999 14-07-1998
WO 9932111 A	01-07-1999	AU 1997199 A	12-07-1999
WO 9932110 A	01-07-1999	AU 1997099 A	12-07-1999
WO 9932106 A	01-07-1999	AU 2198999 A	12-07-1999
WO 9932463 A	01-07-1999	AU 1939999 A	12-07-1999